



73 Warbler Court

Upper Caboolture QLD 4510

4 2 2

Land: 3703m²

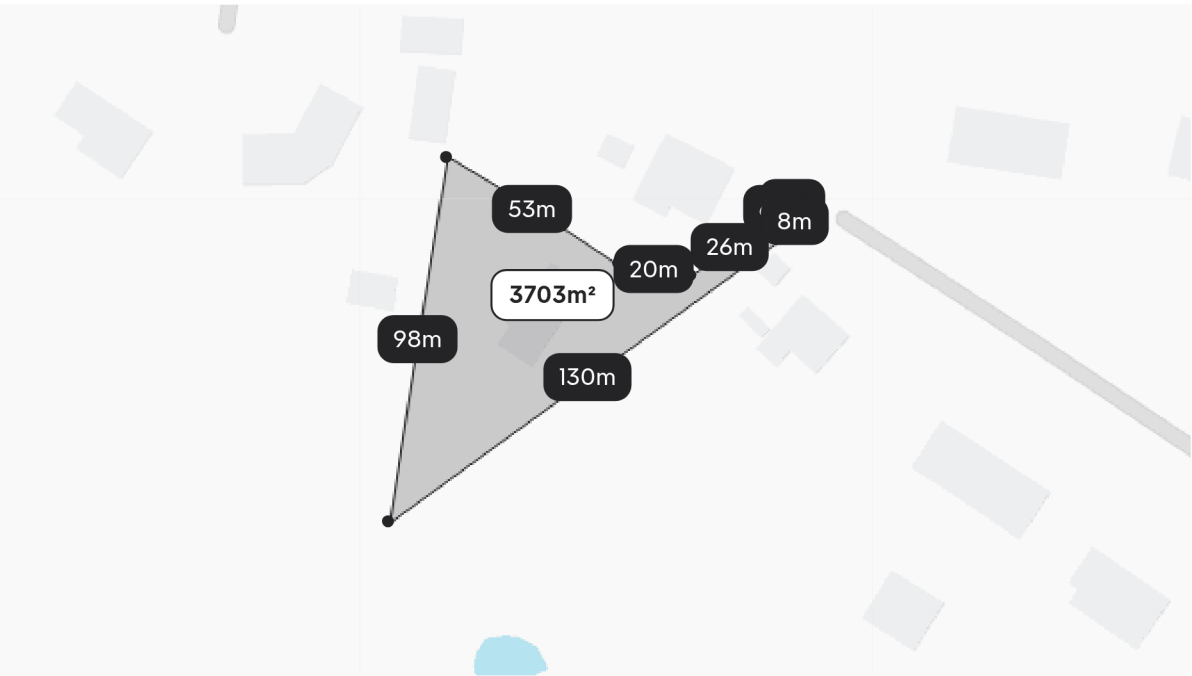
House | Plan: SP320707 | Lot: 2

BRITTANY JAEGER
BD Realty

0489 260 865
brittany@bdrealty.com.au



TARGET PROPERTY



Measurements are estimates only. Data provided under licence from © Geoscape Australia 2022.

Property history

Date	Price	Event Type	Days Listed
NOW	WELCOME HOME	Active	2 days
20/05/2021	\$360,000	Privately sold	
08/04/1993	\$49,000	Sold	



LEASED PROPERTIES

**15-19 Forestpark Place**

Upper Caboolture QLD 4510

🏠 4 🚗 2 🚘 9 📏 Land: 3016m² 📍 -

Year built -

Distance 1.4km

Property type House

\$1,200 per week..

Last leased 12 Dec 2025

18 days on site

**9 Destiny Street**

Morayfield QLD 4506

🏠 4 🚗 2 🚘 2 📏 Land: 457m² 📍 -

Year built -

Distance 3.5km

Property type House

\$1,000 per week..

Last leased 03 Dec 2025

13 days on site

**453-457 Oakey Flat Road**

Morayfield QLD 4506

🏠 4 🚗 2 🚘 2 📏 Land: 5000m² 📍 -

Year built -

Distance 4.3km

Property type House

\$950 per week..

Last leased 13 Oct 2025

45 days on site

**83 Macginley Road**

Upper Caboolture QLD 4510

🏠 4 🚗 2 🚘 2 📏 - 📍 -

Year built -

Distance 2.0km

Property type House

\$875 per week..

Last leased 23 Dec 2025

21 days on site



1061 Old North Road

Upper Caboolture QLD 4510

 4  2  2  Land: 3000m²  -

Year built –

Distance 4.9km

Property type House

\$800 per week..

Last leased 24 Nov 2025

19 days on site



MARKET INSIGHTS - RENTALS

Understanding the current market relating to your property. Sourced by PropTrack and realestate.com.au.

Upper Caboolture market snapshot in the last 12 months

For 4 bed houses in Upper Caboolture. Trend data is calculated based on a rolling twelve month period.

Median rental price

\$650 pw

↑ Up 8.7% from this time last year

Leased volume

80

↓ Down 1.3% from this time last year

Price growth

8.7%

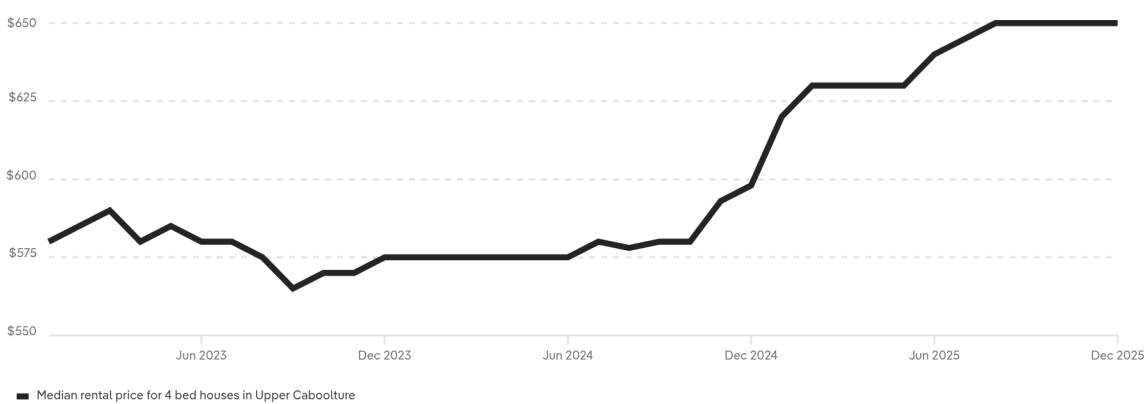
Median days on market

25 days

↑ Up 19.1% from this time last year

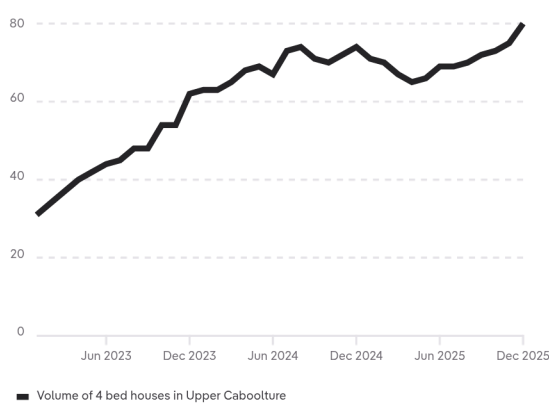
Median rental price - 3 year trend

Showing the median rental price of 4 bed houses in Upper Caboolture



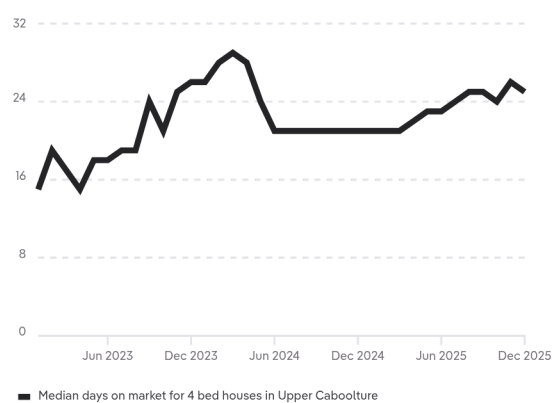
Properties leased - 3 year trend

Showing how many 4 bed houses in Upper Caboolture have leased



Median days on market - 3 year trend

Showing how long it takes 4 bed houses in Upper Caboolture to lease





Demand for similar properties

Market activity on realestate.com.au for 4 bed houses in Upper Caboolture

Potential renters

178

↑ Up 44.7% from this time last week

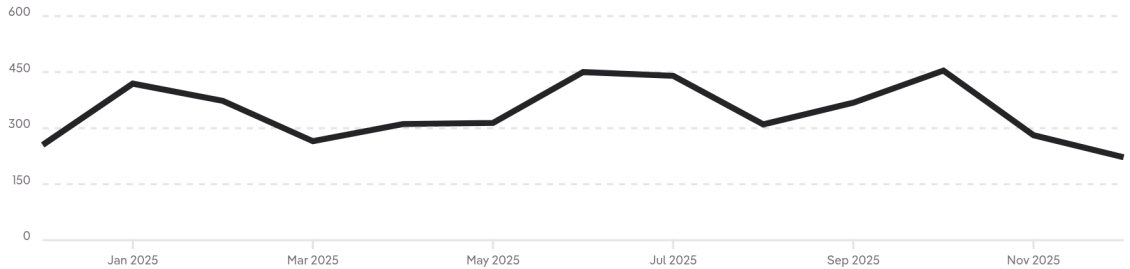
Similar for rent

15

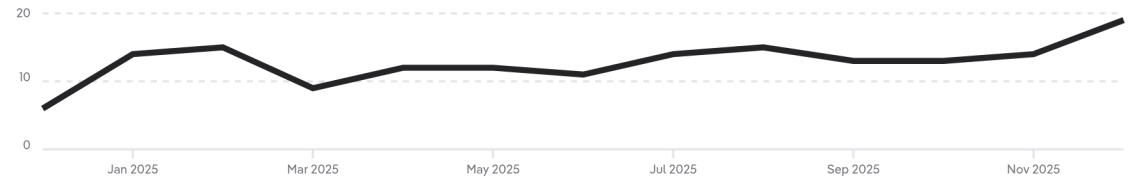
↑ Up 7.1% from this time last week

Potential renters

Showing the number of people who are seriously interested in listings for 4 bed houses in Upper Caboolture on realestate.com.au



Similar properties for rent



Potential renters calculation - People who have demonstrated serious interest on realestate.com.au with rental listings through a combination of high rent-specific behaviour. Behaviour includes actions like saving a property, sending enquiries, contacting agents or saving inspection times over multiple visits and days. The number of potential renters is determined by aggregating both MyREA members and anonymous users, and takes into account usage of multiple devices by the same user.



APPRAISAL PRICE

73 Warbler Court

Upper Caboolture QLD 4510

 4  2  2  3703m² | House

\$950 - \$1000

MY RENTAL ESTIMATE



COPYRIGHT AND LEGAL DISCLAIMERS ABOUT PROPERTY DATA

Some of the information displayed in this document is based on historical and current data supplied to Proptrack Pty Ltd by third parties including State government agencies. Proptrack does not make any warranty as to the accuracy, completeness or reliability of the information or accept any liability arising in any way from any omissions or errors in this information. The information should not be regarded as advice or relied upon by you or any other person and Proptrack recommends that you seek professional advice before making any property decisions.

Queensland Data

Based on or contains data provided by the State of Queensland (Department of Natural Resources and Mines, Manufacturing and Regional and Rural Development) 2025. In consideration of the State permitting use of this data you acknowledge and agree that the State gives no warranty in relation to the data (including accuracy, reliability, completeness, currency or suitability) and accepts no liability (including without limitation, liability in negligence) for any loss, damage or costs (including consequential damage) relating to any use of the data. Data must not be used for direct marketing or be used in breach of the privacy laws; more information at www.propertydatacodeofconduct.com.au

**Leased price refers to the listed rental price when the property was marked as leased on realestate.com.au.

 PropTrack is part of  REA Group