

38 Lindquist Cres

Burpengary East QLD 4505

4
 2
 2

Land: 448m²
 Floor: 147m²

House | Plan: SP289823 | Lot: 1453

STUART DE STACPOOLE

BD Realty

0482 070 660

hello@bdreality.com.au


TARGET PROPERTY


Measurements are estimates only. Data provided under licence from © Geoscape Australia 2022.

Property history

Date	Price	Event Type	Days Listed
NOW	WELCOME HOME	Active	1 days
12/01/2024	\$720,000	Privately sold	3 days
27/06/2022	Expressions of Interest Withdrawn		
17/11/2021	\$480 per week**	Leased	22 days
02/06/2021	\$525,000	Privately sold	36 days
09/05/2019	\$450 per week**	Leased	27 days
05/12/2017	\$252,000	Privately sold	


LEASED PROPERTIES


16 Hamilton Street

Burpengary East QLD 4505

 🏠 4 🚗 2 🚲 2 🏠 Land: 364m² 🏠 Floor: 150m²

Year built - Distance 0.7km

Property type House

\$695 per week..

Last leased 16 Jan 2026

43 days on site



76 Eagle Circuit

Burpengary East QLD 4505

 🏠 4 🚗 2 🚲 2 🏠 Land: 400m² 🏠 -

Year built - Distance 0.9km

Property type House

\$700 per week..

Last leased 24 Feb 2026

15 days on site



67 Cowrie Crescent

Burpengary East QLD 4505

 🏠 4 🚗 2 🚲 2 🏠 Land: 423m² 🏠 Floor: 197m²

Year built - Distance 0.2km

Property type House

\$720 per week..

Last leased 03 Feb 2026

15 days on site



73 Normanby Crescent

Burpengary East QLD 4505

 🏠 4 🚗 2 🚲 2 🏠 Land: 400m² 🏠 -

Year built - Distance 0.5km

Property type House

\$710 per week..

Last leased 02 Feb 2026

42 days on site


MARKET INSIGHTS - RENTALS

Understanding the current market relating to your property. Sourced by PropTrack and realestate.com.au.

Burpengary East market snapshot in the last 12 months

For 4 bed houses in Burpengary East. Trend data is calculated based on a rolling twelve month period.

Median rental price
\$680 pw

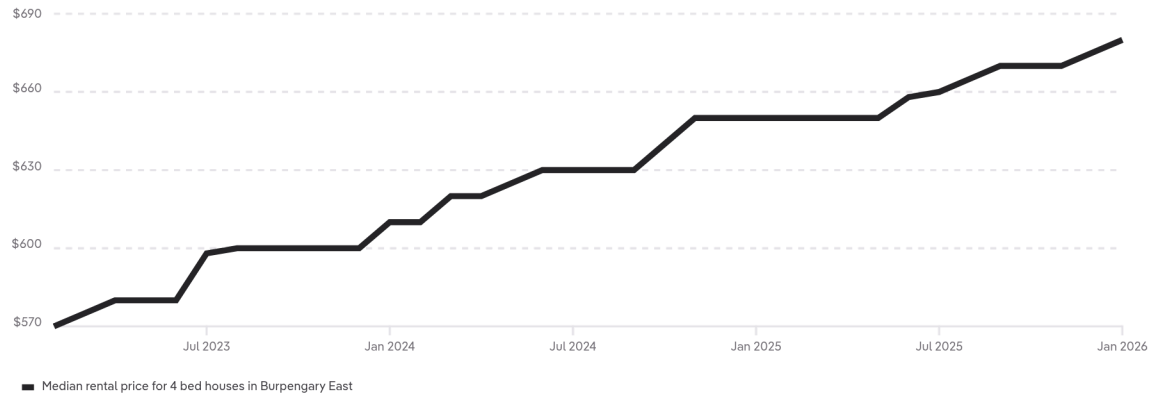
↑ Up 4.6% from this time last year

Leased volume
261

↑ Up 7.6% from this time last year

Price growth
4.6%
Median days on market
23 days
Median rental price - 3 year trend

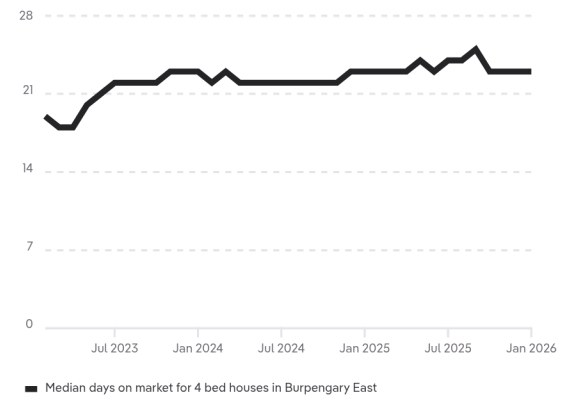
Showing the median rental price of 4 bed houses in Burpengary East


Properties leased - 3 year trend

Showing how many 4 bed houses in Burpengary East have leased


Median days on market - 3 year trend

Showing how long it takes 4 bed houses in Burpengary East to lease





Demand for similar properties

Market activity on realestate.com.au for 4 bed houses in Burpengary East

Potential renters

341

↑ Up 43.3% from this time last week

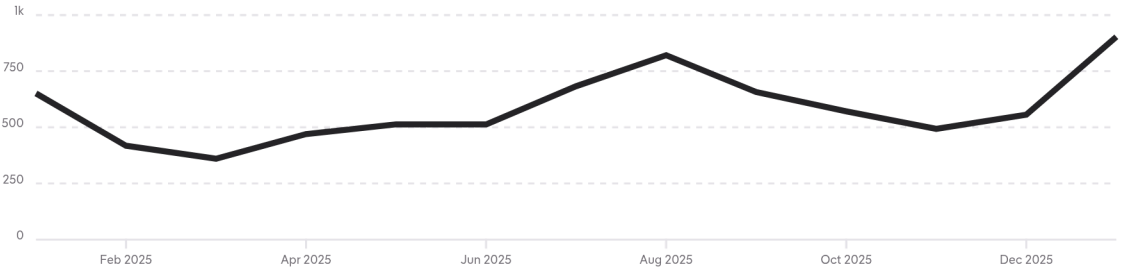
Similar for rent

17

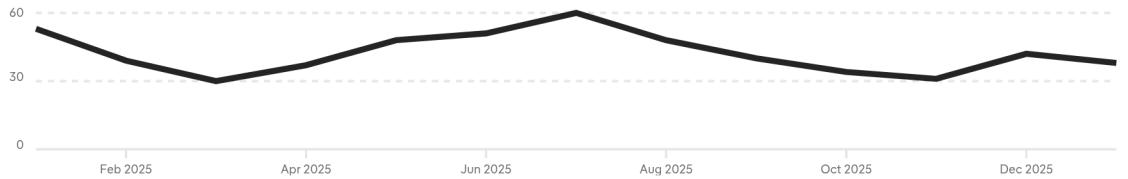
↓ Down 10.5% from this time last week

Potential renters

Showing the number of people who are seriously interested in listings for 4 bed houses in Burpengary East on realestate.com.au



Similar properties for rent



Potential renters calculation - People who have demonstrated serious interest on realestate.com.au with rental listings through a combination of high rent-specific behaviour. Behaviour includes actions like saving a property, sending enquiries, contacting agents or saving inspection times over multiple visits and days. The number of potential renters is determined by aggregating both MyREA members and anonymous users, and takes into account usage of multiple devices by the same user.



APPRAISAL PRICE

38 Lindquist Cres

Burpengary East QLD 4505

 4  2  2  448m² | House

\$700 - \$720 PER WEEK

MY RENTAL ESTIMATE





COPYRIGHT AND LEGAL DISCLAIMERS ABOUT PROPERTY DATA

Some of the information displayed in this document is based on historical and current data supplied to Proptrack Pty Ltd by third parties including State government agencies. Proptrack does not make any warranty as to the accuracy, completeness or reliability of the information or accept any liability arising in any way from any omissions or errors in this information. The information should not be regarded as advice or relied upon by your or any other person and Proptrack recommends that you seek professional advice before making any property decisions.

Queensland Data

Based on or contains data provided by the State of Queensland (Department of Natural Resources and Mines, Manufacturing and Regional and Rural Development) 2025. In consideration of the State permitting use of this data you acknowledge and agree that the State gives no warranty in relation to the data (including accuracy, reliability, completeness, currency or suitability) and accepts no liability (including without limitation, liability in negligence) for any loss, damage or costs (including consequential damage) relating to any use of the data. Data must not be used for direct marketing or be used in breach of the privacy laws; more information at www.propertydatacodeofconduct.com.au.

**Leased price refers to the listed rental price when the property was marked as leased on realestate.com.au.

 PropTrack is part of  REAGroup