



# Property Report



Prepared by STUART DE STACPOOLE

## 93 Shadforth Street Burpengary East QLD 4505

4 2 2

Land: 410m<sup>2</sup> Floor: 223m<sup>2</sup>

House | Built: 2023 | Plan: SP330300 | Lot: 16

**STUART DE STACPOOLE**  
BD Realty

0482 070 660

hello@bdrealty.com.au



TARGET PROPERTY



### Property history

Date	Price	Event Type	Days Listed
NOW	WELCOME HOME	Active	1 days



## LEASED PROPERTIES



### 11 Finch Court

Burpengary East QLD 4505

 Land: 416m<sup>2</sup>

Year built - Distance 0.4km

Property type House

**\$660 per week..**

Last leased 06 Jan 2026

22 days on site



### 13 Packerham Street

Burpengary East QLD 4505

 Land: 375m<sup>2</sup> Floor: 164m<sup>2</sup>

Year built - Distance 1.1km

Property type House

**\$670 per week..**

Last leased 08 Jan 2026

31 days on site



### 62 Twists Road

Burpengary East QLD 4505

 Land: 356m<sup>2</sup> Floor: 173m<sup>2</sup>

Year built - Distance 0.2km

Property type House

**\$650 per week..**

Last leased 03 Dec 2025

31 days on site



### 40 Feltham Circuit

Burpengary East QLD 4505

 Land: 450m<sup>2</sup>

Year built - Distance 0.4km

Property type House

**\$690 per week..**

Last leased 07 Jan 2026

19 days on site



## 17 Smith Street

Burpengary East QLD 4505

4 2 2 Land: 451m<sup>2</sup> -

Year built -

Distance 0.4km

Property type House

### \$675 per week..

Last leased 01 Sep 2025

18 days on site


**MARKET INSIGHTS - RENTALS**

Understanding the current market relating to your property. Sourced by PropTrack and realestate.com.au.

**Burpengary East market snapshot in the last 12 months**

For 4 bed houses in Burpengary East. Trend data is calculated based on a rolling twelve month period.

**Median rental price**
**\$680 pw**

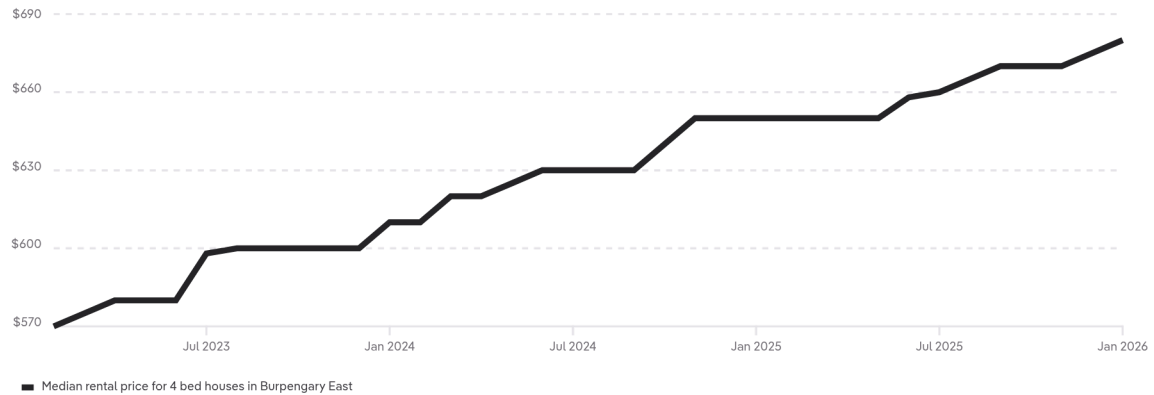
↑ Up 4.6% from this time last year

**Leased volume**
**261**

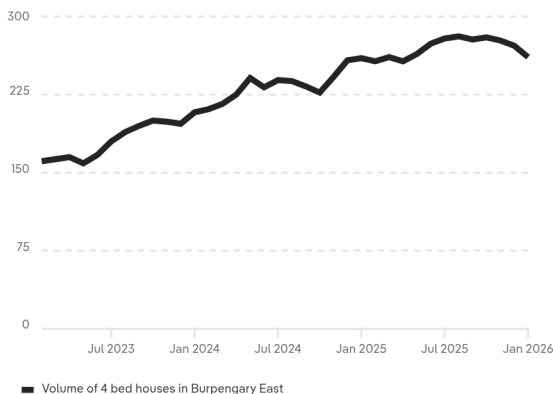
↑ Up 7.6% from this time last year

**Price growth**
**4.6%**
**Median days on market**
**23 days**
**Median rental price - 3 year trend**

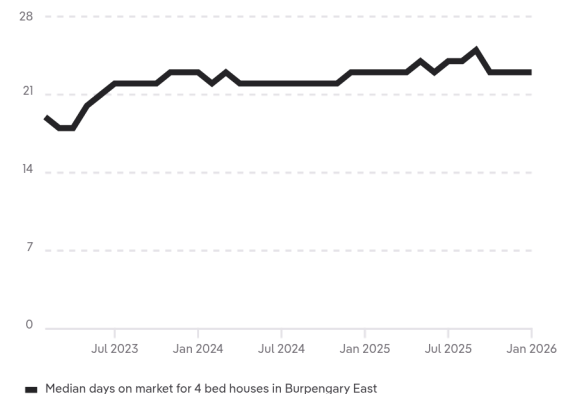
Showing the median rental price of 4 bed houses in Burpengary East


**Properties leased - 3 year trend**

Showing how many 4 bed houses in Burpengary East have leased


**Median days on market - 3 year trend**

Showing how long it takes 4 bed houses in Burpengary East to lease





## Demand for similar properties

Market activity on realestate.com.au for 4 bed houses in Burpengary East

Potential renters

**238**

↓ Down 26.3% from this time last week

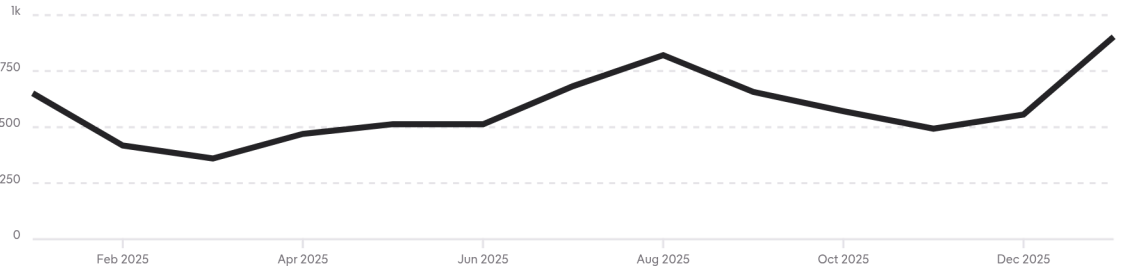
Similar for rent

**19**

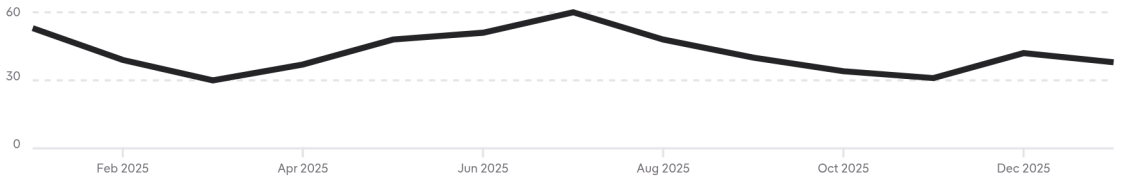
↓ Down 13.6% from this time last week

## Potential renters

Showing the number of people who are seriously interested in listings for 4 bed houses in Burpengary East on realestate.com.au



## Similar properties for rent



Potential renters calculation - People who have demonstrated serious interest on realestate.com.au with rental listings through a combination of high rent-specific behaviour. Behaviour includes actions like saving a property, sending enquiries, contacting agents or saving inspection times over multiple visits and days. The number of potential renters is determined by aggregating both MyREA members and anonymous users, and takes into account usage of multiple devices by the same user.



APPRAISAL PRICE

## 93 Shadforth Street

Burpengary East QLD 4505

 4  2  2  410m<sup>2</sup> | House

# \$650 - \$700 PER WEEK

MY RENTAL ESTIMATE





## COPYRIGHT AND LEGAL DISCLAIMERS ABOUT PROPERTY DATA

Some of the information displayed in this document is based on historical and current data supplied to Proptrack Pty Ltd by third parties including State government agencies. Proptrack does not make any warranty as to the accuracy, completeness or reliability of the information or accept any liability arising in any way from any omissions or errors in this information. The information should not be regarded as advice or relied upon by your or any other person and Proptrack recommends that you seek professional advice before making any property decisions.

### Queensland Data

Based on or contains data provided by the State of Queensland (Department of Natural Resources and Mines, Manufacturing and Regional and Rural Development) 2025. In consideration of the State permitting use of this data you acknowledge and agree that the State gives no warranty in relation to the data (including accuracy, reliability, completeness, currency or suitability) and accepts no liability (including without limitation, liability in negligence) for any loss, damage or costs (including consequential damage) relating to any use of the data. Data must not be used for direct marketing or be used in breach of the privacy laws; more information at [www.propertydatacodeofconduct.com.au](http://www.propertydatacodeofconduct.com.au)

\*\*Leased price refers to the listed rental price when the property was marked as leased on realestate.com.au.

 PropTrack is part of  REAGroup