




27 Carissalee Court

Burpengary East QLD 4505

 Land: 3322m²

House | Plan: RP811896 | Lot: 10

BRITTANY JAEGER
BD Realty

0489 260 865
brittany@bdrealty.com.au



TARGET PROPERTY



Measurements are estimates only. Data provided under licence from © Geoscape Australia 2022.

Property history

Date	Price	Event Type	Days Listed
NOW	JUST LISTED	Active	1 days



LEASED PROPERTIES



11 Cammack Street

Burpengary East QLD 4505

4 2 5 Land: 3481m² -

Year built -

Distance 0.9km

Property type House

\$990 per week..

Last leased 07 Apr 2025

54 days on site



77-79 Lakewood Drive

Burpengary East QLD 4505

4 2 2 Land: 3000m² -

Year built -

Distance 3.0km

Property type House

\$890 per week..

Last leased 07 May 2025

13 days on site



29 Randwick Drive

Burpengary East QLD 4505

4 2 2 Land: 3018m² -

Year built -

Distance 3.1km

Property type House

\$700 per week..

Last leased 09 May 2025

23 days on site



FOR RENT PROPERTIES



6 Sedgman Street

Morayfield QLD 4506

🚗 4 🚲 2 🚊 4 🏠 - 🏠 -

Year built - Distance 3.7km

Property type House

\$680 per week

Listed on 13 May 2025

17 days on site



153 Trafalgar Dve

Burpengary East QLD 4505

🚗 4 🚲 1 🚊 4 🏠 - 🏠 -

Year built - Distance 5.1km

Property type House

\$800 per week

Listed on 18 May 2025

12 days on site



12-16 Bushland Place

Morayfield QLD 4506

🚗 4 🚲 2 🚊 4 🏠 Land: 8000m² 🏠 -

Year built - Distance 7.6km

Property type House

\$900 Per Week

Listed on 16 May 2025

14 days on site



MARKET INSIGHTS - RENTALS

Understanding the current market relating to your property. Sourced by PropTrack and realestate.com.au.

Burpengary East market snapshot in the last 12 months

For 4 bed houses in Burpengary East, Trend data is calculated based on a rolling twelve month period.

Median rental price

\$650 pw

↑ Up 4.8% from this time last year

Leased volume

195

↓ Down 10.1% from this time last year

Price growth

4.8%

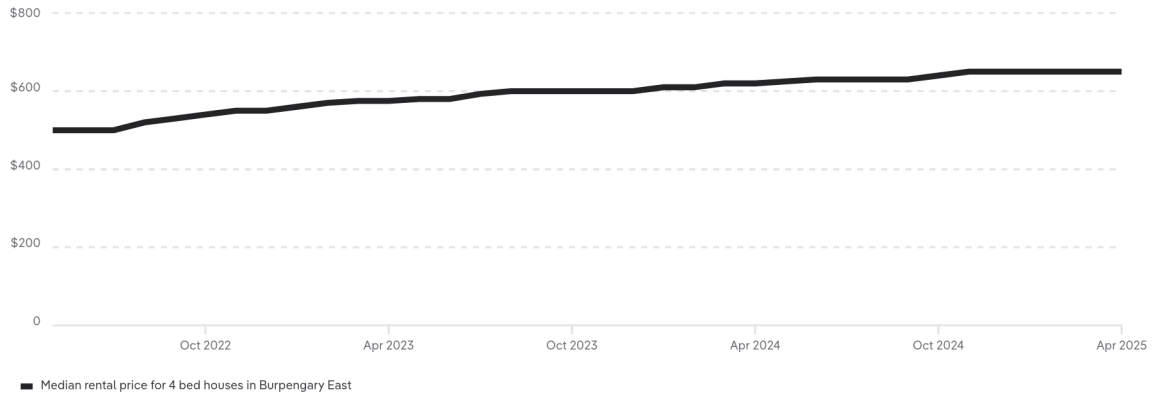
Median days on market

24 days

↑ Up 4.3% from this time last year

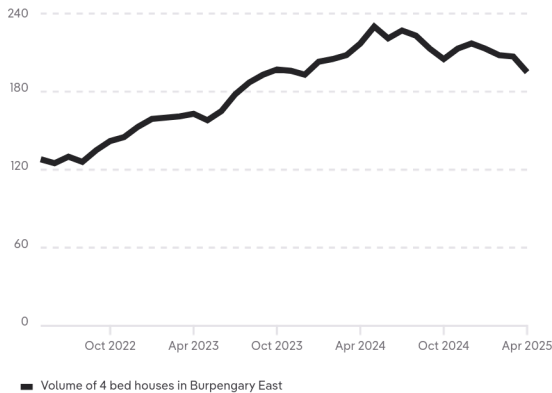
Median rental price - 3 year trend

Showing the median rental price of 4 bed houses in Burpengary East



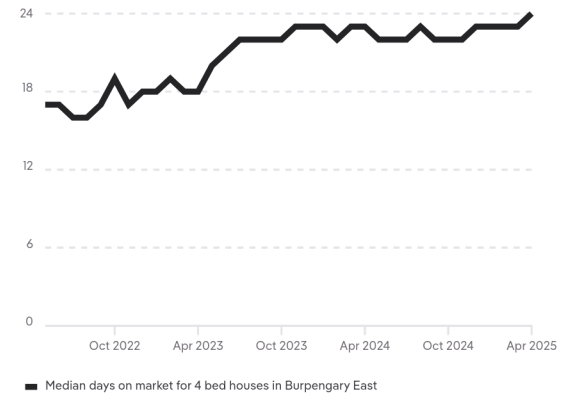
Properties leased - 3 year trend

Showing how many 4 bed houses in Burpengary East have leased



Median days on market - 3 year trend

Showing how long it takes 4 bed houses in Burpengary East to lease





Demand for similar properties

Market activity on realestate.com.au for 4 bed houses in Burpengary East

Potential renters

138

↓ Down 22.9% from this time last week

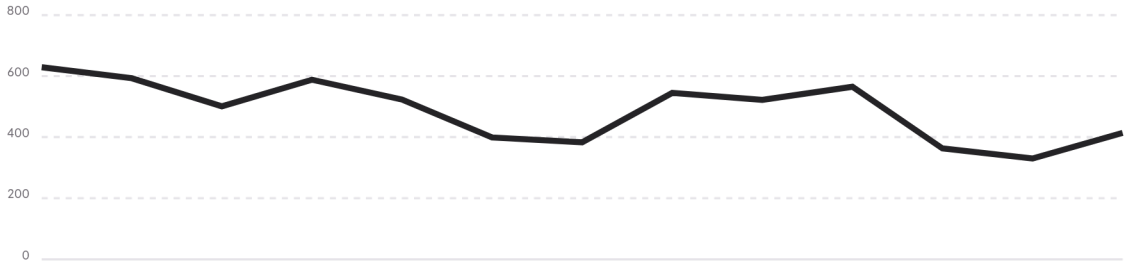
Similar for rent

18

↓ Down 10% from this time last week

Potential renters

Showing the number of people who are seriously interested in listings for 4 bed houses in Burpengary East on realestate.com.au



Similar properties for rent



Potential renters calculation - People who have demonstrated serious interest on realestate.com.au with rental listings through a combination of high rent-specific behaviour. Behaviour includes actions like saving a property, sending enquiries, contacting agents or saving inspection times over multiple visits and days. The number of potential renters is determined by aggregating both MyREA members and anonymous users, and takes into account usage of multiple devices by the same user.



APPRAISAL PRICE

27 Carissalee Court

Burpengary East QLD 4505

 -  -  -  3322m² | House

\$850 - \$900

MY RENTAL ESTIMATE





COPYRIGHT AND LEGAL DISCLAIMERS ABOUT PROPERTY DATA

Some of the information displayed in this document is based on historical and current data supplied to Proptrack Pty Ltd by third parties including State government agencies. Proptrack does not make any warranty as to the accuracy, completeness or reliability of the information or accept any liability arising in any way from any omissions or errors in this information. The information should not be regarded as advice or relied upon by your or any other person and Proptrack recommends that you seek professional advice before making any property decisions.

Queensland Data

Based on or contains data provided by the State of Queensland (Department of Resources) 2025. In consideration of the State permitting use of this data you acknowledge and agree that the State gives no warranty in relation to the data (including accuracy, reliability, completeness, currency or suitability) and accepts no liability (including without limitation, liability in negligence) for any loss, damage or costs (including consequential damage) relating to any use of the data. Data must not be used for direct marketing or be used in breach of the privacy laws; more information at www.propertydatacodeofconduct.com.au.

**Leased price refers to the listed rental price when the property was marked as leased on realestate.com.au.

 PropTrack is part of  REA Group