



# Property Report



Prepared by BRITTANY JAEGER

**46 Acqua Street**  
**Burpengary QLD 4505**

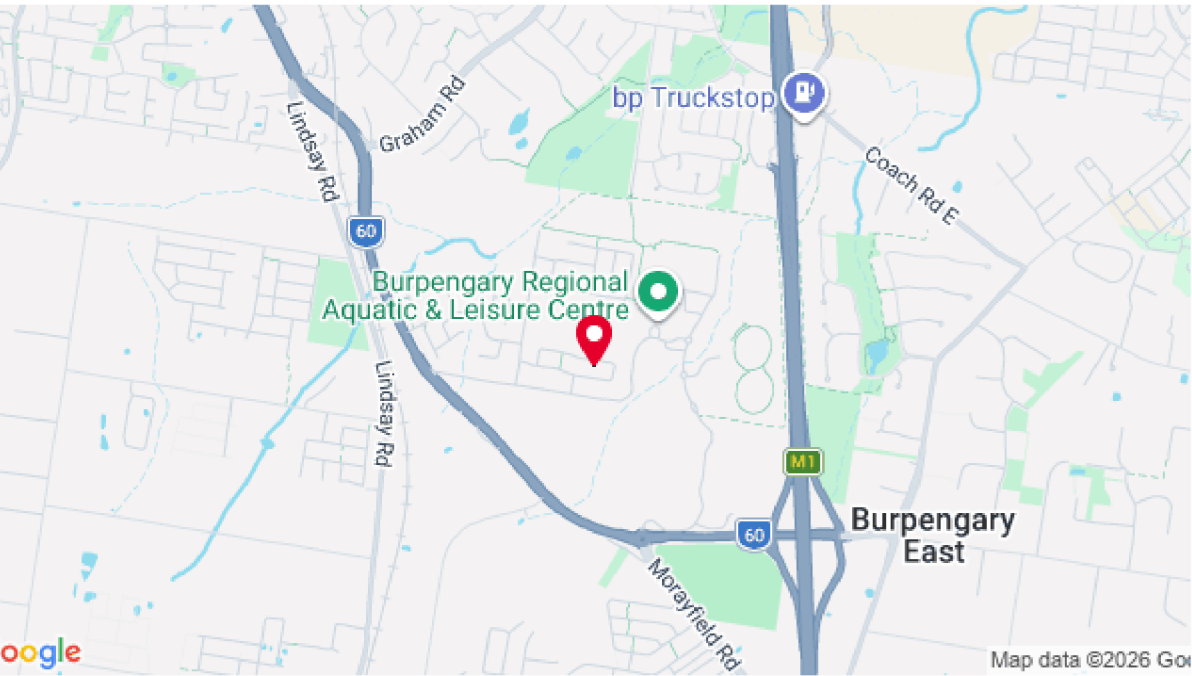
Plan: SP315410 | Lot: 23

**BRITTANY JAEGER**  
BD Realty

0489 260 865  
brittany@bdrealty.com.au



TARGET PROPERTY



### Property history

Date	Price	Event Type	Days Listed
NOW	WELCOME HOME	Active	1 days
24/03/2021	\$403,500	Sold	



LEASED PROPERTIES



### 38 Myrtle Street

Burpengary QLD 4505

4 2 1 Land: 238m<sup>2</sup> -

Year built - Distance 1.2km

Property type House

**\$650 per week..**

Last leased 04 Sep 2025

15 days on site



### 54 Magnolia Boulevard

Burpengary QLD 4505

4 2 1 - -

Year built - Distance 2.0km

Property type House

**\$630 per week..**

Last leased 18 Aug 2025

35 days on site



### 76 Acqua Street

Burpengary QLD 4505

3 2 1 Land: 261m<sup>2</sup> Floor: 139m<sup>2</sup>

Year built - Distance 0.0km

Property type House

**\$625 per week..**

Last leased 30 Jun 2025

7 days on site



### 2/18 Derwent Street

Burpengary QLD 4505

3 2 1 Land: 143m<sup>2</sup> -

Year built - Distance 0.5km

Property type House

**\$625 per week..**

Last leased 16 Jan 2026

18 days on site



## 28 Coutts Drive

Burpengary QLD 4505

4
 2
 1
 -
 -

Year built - Distance 1.3km

Property type House

**\$620 per week**

Last leased 02 Dec 2025

53 days on site



## 4 Princess Street

Burpengary QLD 4505

4
 2
 1
 Land: 301m<sup>2</sup>
 -

Year built - Distance 1.4km

Property type House

**\$600 per week**

Last leased 10 Oct 2025

23 days on site



FOR RENT PROPERTIES



**10 Jarvis Street**  
Burpengary QLD 4505

🚗 4 🏠 2 🚗 1 🏠 - 🏠 -

Year built - Distance -

Property type House

**\$630 per week**

Listed on 19 Jan 2026

11 days on site



**3 Regatta Circuit**  
Burpengary QLD 4505

🚗 4 🏠 2 🚗 1 🏠 Land: 323m<sup>2</sup> 🏠 -

Year built - Distance 1.2km

Property type House

**\$600 per week**

Listed on 04 Jan 2026

26 days on site



**MARKET INSIGHTS - RENTALS**

Understanding the current market relating to your property. Sourced by PropTrack and realestate.com.au.

**Burpengary market snapshot in the last 12 months**

For 4 bed houses in Burpengary. Trend data is calculated based on a rolling twelve month period.

Median rental price

**\$650 pw**

↑ Up 4.8% from this time last year

Leased volume

**256**

↑ Up 24% from this time last year

Price growth

**4.8%**

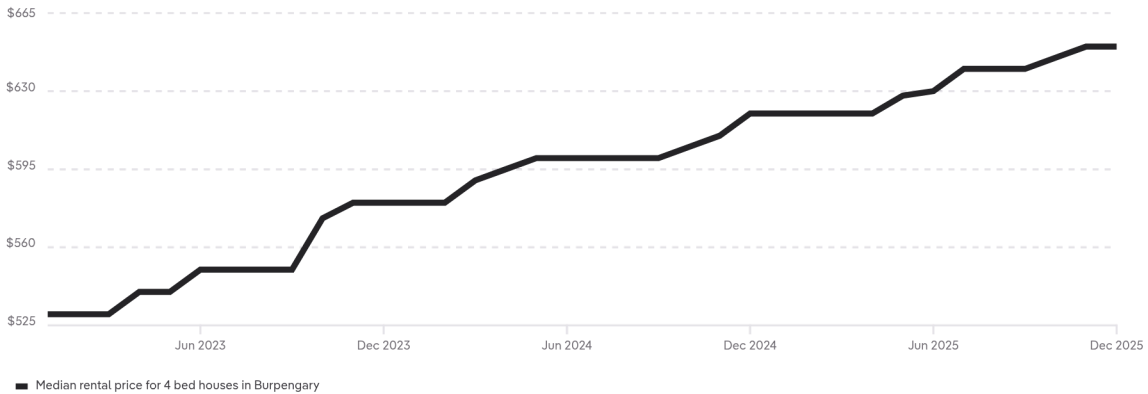
Median days on market

**19 days**

↓ Down 9.5% from this time last year

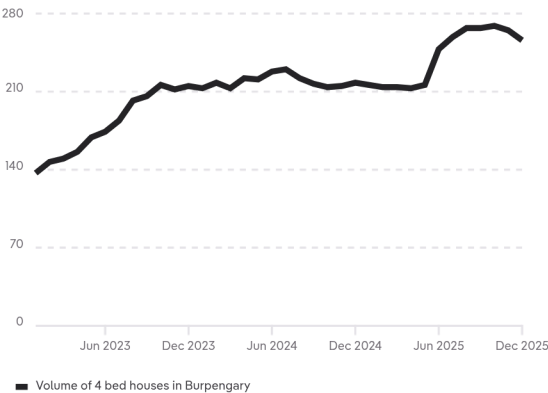
**Median rental price - 3 year trend**

Showing the median rental price of 4 bed houses in Burpengary



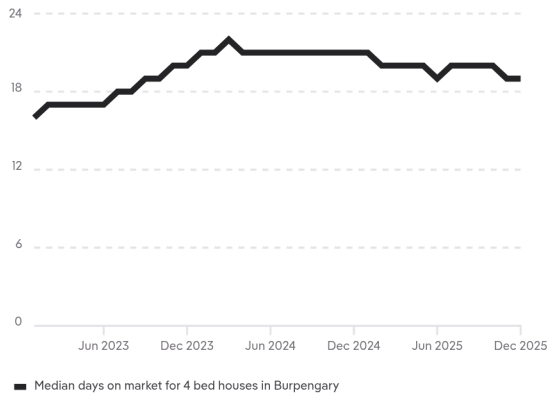
**Properties leased - 3 year trend**

Showing how many 4 bed houses in Burpengary have leased



**Median days on market - 3 year trend**

Showing how long it takes 4 bed houses in Burpengary to lease





## Demand for similar properties

Market activity on realestate.com.au for 4 bed houses in Burpengary

Potential renters

**301**

↑ Up 0.3% from this time last week

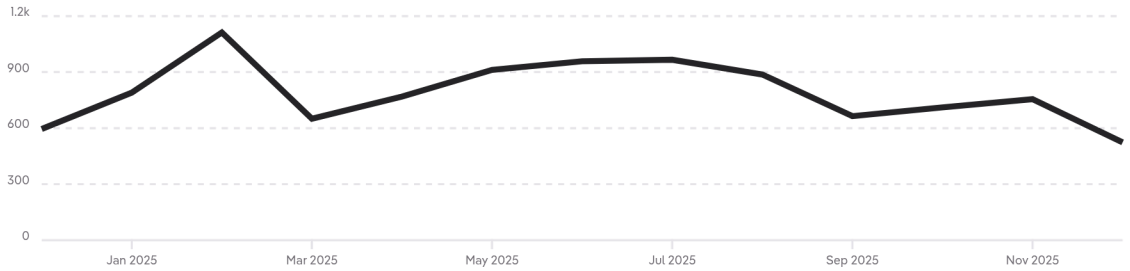
Similar for rent

**16**

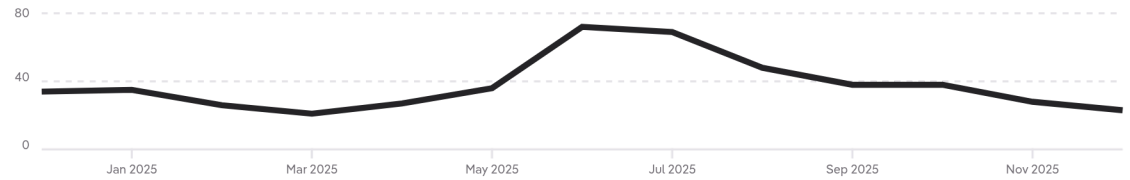
↑ Up 23.1% from this time last week

## Potential renters

Showing the number of people who are seriously interested in listings for 4 bed houses in Burpengary on realestate.com.au



## Similar properties for rent



Potential renters calculation - People who have demonstrated serious interest on realestate.com.au with rental listings through a combination of high rent-specific behaviour. Behaviour includes actions like saving a property, sending enquiries, contacting agents or saving inspection times over multiple visits and days. The number of potential renters is determined by aggregating both MyREA members and anonymous users, and takes into account usage of multiple devices by the same user.



APPRAISAL PRICE

---

**46 Acqua Street**  
Burpengary QLD 4505



**\$620 - \$640**

MY RENTAL ESTIMATE

---







## COPYRIGHT AND LEGAL DISCLAIMERS ABOUT PROPERTY DATA

Some of the information displayed in this document is based on historical and current data supplied to Proptrack Pty Ltd by third parties including State government agencies. Proptrack does not make any warranty as to the accuracy, completeness or reliability of the information or accept any liability arising in any way from any omissions or errors in this information. The information should not be regarded as advice or relied upon by your or any other person and Proptrack recommends that you seek professional advice before making any property decisions.

### Queensland Data

Based on or contains data provided by the State of Queensland (Department of Natural Resources and Mines, Manufacturing and Regional and Rural Development) 2025. In consideration of the State permitting use of this data you acknowledge and agree that the State gives no warranty in relation to the data (including accuracy, reliability, completeness, currency or suitability) and accepts no liability (including without limitation, liability in negligence) for any loss, damage or costs (including consequential damage) relating to any use of the data. Data must not be used for direct marketing or be used in breach of the privacy laws; more information at [www.propertydatacodeofconduct.com.au](http://www.propertydatacodeofconduct.com.au)

\*\*Leased price refers to the listed rental price when the property was marked as leased on realestate.com.au.

 PropTrack is part of  REAGroup