




# Property Report



Prepared by TYSON VON HOFF

## 7 Seebohm Street Burpengary QLD 4505

 Land: 705m<sup>2</sup>

House | Plan: SP267002 | Lot: 15

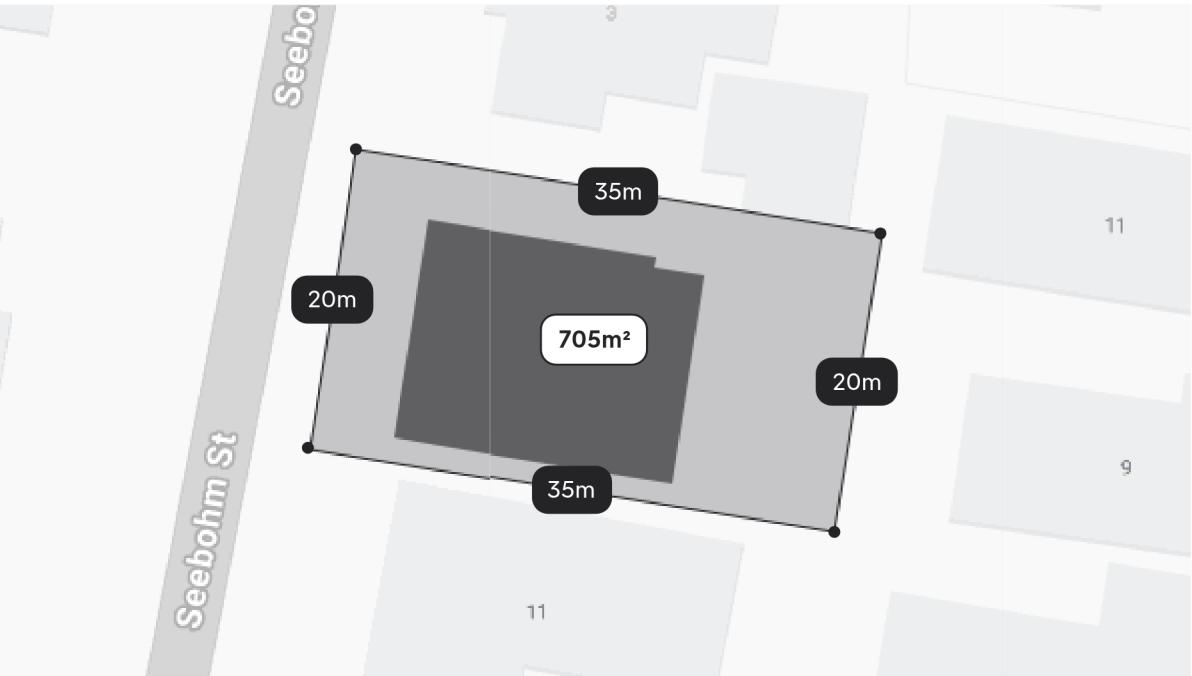
**TYSON VON HOFF**  
BD Realty

---

0482 070 660  
tyson@bdrealty.com.au



TARGET PROPERTY



Measurements are estimates only. Data provided under licence from © Geoscape Australia 2022.

## Property history

Date	Price	Event Type	Days Listed
25/08/2014	\$224,900	Privately sold	



LEASED PROPERTIES



### 22 Thorpe Street

Burpengary QLD 4505

4 2 4 - -

Year built - Distance 0.1km

Property type House

**\$680 per week..**

Last leased 11 Jul 2025

28 days on site



### 7 Denson

Morayfield QLD 4506

4 2 2 - -

Year built - Distance 0.8km

Property type House

**\$680 per week..**

Last leased 16 Apr 2026

8 days on site



### 9 Herbert Crescent

Morayfield QLD 4506

4 2 6 Land: 1029m<sup>2</sup> -

Year built - Distance 1.4km

Property type House

**\$750 per week..**

Last leased 15 Apr 2026

5 days on site



### 3 Bangalow Street

Morayfield QLD 4506

4 2 2 Land: 600m<sup>2</sup> Floor: 186m<sup>2</sup>

Year built - Distance 1.8km

Property type House

**\$725 per week..**

Last leased 07 Apr 2026

27 days on site



## 8 Thornhill Road

Morayfield QLD 4506

🚗 4 🚿 2 🚲 2 🏠 - 🏠 -

Year built - Distance 1.7km

Property type House

**\$700 per week**

Last leased 27 Mar 2026

11 days on site



## 110 Graham Road

Morayfield QLD 4506

🚗 4 🚿 2 🚲 3 🏠 Land: 600m<sup>2</sup> 🏠 -

Year built - Distance 1.4km

Property type House

**\$700 per week**

Last leased 18 Mar 2026

13 days on site



## 35 Coach Road West

Morayfield QLD 4506

🚗 4 🚿 2 🚲 2 🏠 Land: 832m<sup>2</sup> 🏠 -

Year built - Distance 2.0km

Property type House

**\$750 per week**

Last leased 09 Feb 2026

31 days on site



**MARKET INSIGHTS - RENTALS**

Understanding the current market relating to your property. Sourced by PropTrack and realestate.com.au.

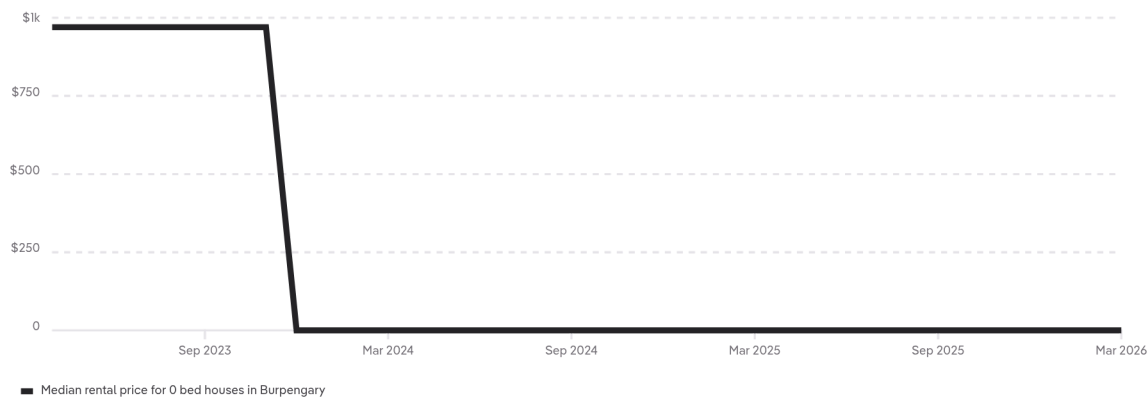
**Burpengary market snapshot in the last 12 months**

For 0 bed houses in Burpengary. Trend data is calculated based on a rolling twelve month period.

<b>Median rental price</b> —	<b>Leased volume</b> —	<b>Price growth</b> —	<b>Median days on market</b> —
---------------------------------	---------------------------	--------------------------	-----------------------------------

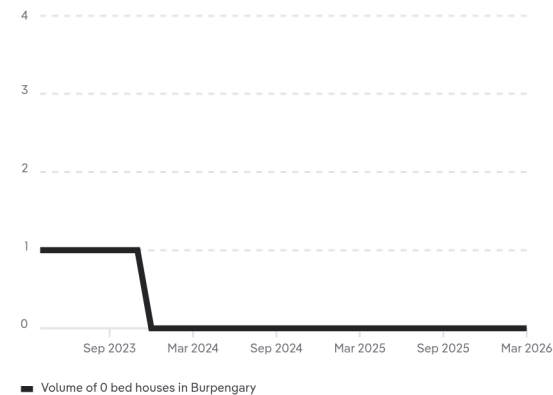
**Median rental price - 3 year trend**

Showing the median rental price of 0 bed houses in Burpengary



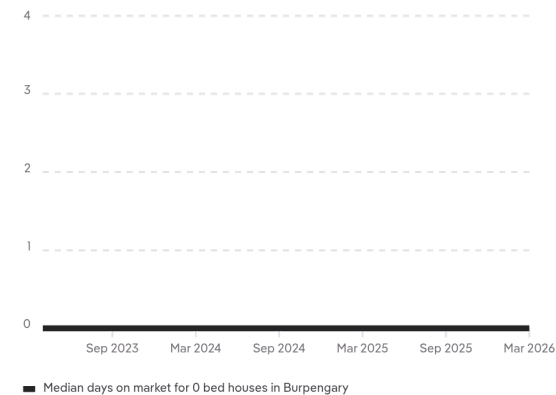
**Properties leased - 3 year trend**

Showing how many 0 bed houses in Burpengary have leased



**Median days on market - 3 year trend**

Showing how long it takes 0 bed houses in Burpengary to lease





## Demand for similar properties

Market activity on realestate.com.au for 0 bed houses in Burpengary

Potential renters

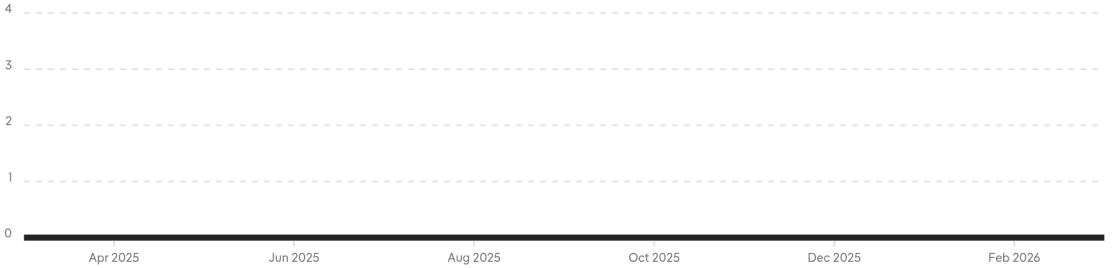
0

Similar for rent

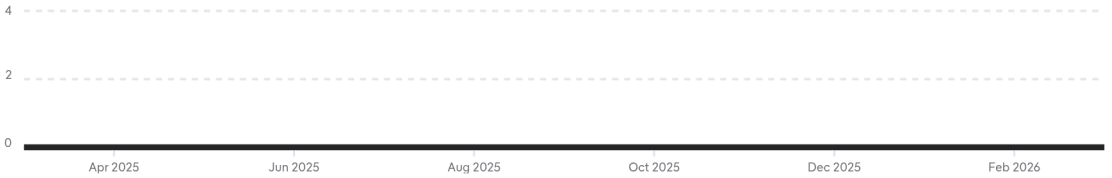
0

### Potential renters

Showing the number of people who are seriously interested in listings for 0 bed houses in Burpengary on realestate.com.au



### Similar properties for rent



Potential renters calculation - People who have demonstrated serious interest on realestate.com.au with rental listings through a combination of high rent-specific behaviour. Behaviour includes actions like saving a property, sending enquiries, contacting agents or saving inspection times over multiple visits and days. The number of potential renters is determined by aggregating both MyREA members and anonymous users, and takes into account usage of multiple devices by the same user.



APPRAISAL PRICE

---

## 7 Seebohm Street

Burpengary QLD 4505

 -  -  -  705m<sup>2</sup> | House

---

## \$760 - \$800 per week

MY RENTAL ESTIMATE

---



**COPYRIGHT AND LEGAL DISCLAIMERS ABOUT PROPERTY DATA**

Some of the information displayed in this document is based on historical and current data supplied to Proptrack Pty Ltd by third parties including State government agencies. Proptrack does not make any warranty as to the accuracy, completeness or reliability of the information or accept any liability arising in any way from any omissions or errors in this information. The information should not be regarded as advice or relied upon by your or any other person and Proptrack recommends that you seek professional advice before making any property decisions.

**Queensland Data**

Based on or contains data provided by the State of Queensland (Department of Natural Resources and Mines, Manufacturing and Regional and Rural Development) 2025. In consideration of the State permitting use of this data you acknowledge and agree that the State gives no warranty in relation to the data (including accuracy, reliability, completeness, currency or suitability) and accepts no liability (including without limitation, liability in negligence) for any loss, damage or costs (including consequential damage) relating to any use of the data. Data must not be used for direct marketing or be used in breach of the privacy laws; more information at [www.propertydatacodeofconduct.com.au](http://www.propertydatacodeofconduct.com.au)

\*\*Leased price refers to the listed rental price when the property was marked as leased on realestate.com.au.

