



22 Pauls Road Upper Caboolture QLD 4510

3 2 2

Land: 539m²

House | Built: 2007 | Plan: SP179108 | Lot: 6

ERINN SCHELLS
BD Realty

0420 487 003
erinn@bdrealty.com.au



TARGET PROPERTY



Map data ©2026 Google Report a map error

Measurements are estimates only. Data provided under licence from © Geoscape Australia 2022.

Property history

Date	Price	Event Type	Days Listed
06/03/2018	\$310,000	Privately sold	121 days
05/09/2013	\$270,000*	Sold	169 days



LEASED PROPERTIES



25 Silverash Street

Upper Caboolture QLD 4510

3 2 2 Land: 456m² -

Year built - Distance 0.5km

Property type House

\$600 per week

Last leased 23 Jan 2026

47 days on site



15-17 Sunflower Crescent

Upper Caboolture QLD 4510

3 2 2 Land: 600m² -

Year built - Distance 0.6km

Property type House

\$620 per week

Last leased 17 Mar 2026

14 days on site



5 Hilldale Crescent

Morayfield QLD 4506

3 1 1 Land: 601m² Floor: 131m²

Year built - Distance 1.2km

Property type House

\$650 per week

Last leased 16 Mar 2026

17 days on site



3 Gardenvale Road

Morayfield QLD 4506

3 1 2 Land: 800m² -

Year built - Distance 1.4km

Property type House

\$630 per week

Last leased 04 Feb 2026

15 days on site



8 Arcadia St

Upper Caboolture QLD 4510

🚗 3 🏠 1 🚲 2 🏠 - 🏠 -

Year built -

Distance 0.2km

Property type House

\$595 per week..

Last leased 23 Jan 2026

7 days on site



FOR RENT PROPERTIES



22 Woodfern Drive

Upper Caboolture QLD 4510

🚗 3 🚶 2 🚲 2 🏠 - 📍 -

Year built - Distance 0.4km

Property type House

\$750 Per Week

Listed on 08 Apr 2026

6 days on site



15 Crestleigh Ct

Morayfield QLD 4506

🚗 3 🚶 1 🚲 2 🏠 Land: 700m² 📍 -

Year built - Distance 1.5km

Property type House

\$660 per week

Listed on 09 Apr 2026

6 days on site



MARKET INSIGHTS - RENTALS

Understanding the current market relating to your property. Sourced by PropTrack and realestate.com.au.

Upper Caboolture market snapshot in the last 12 months

For 3 bed houses in Upper Caboolture. Trend data is calculated based on a rolling twelve month period.

Median rental price

\$600 pw

↑ Up 6.2% from this time last year

Leased volume

9

↓ Down 18.2% from this time last year

Price growth

6.2%

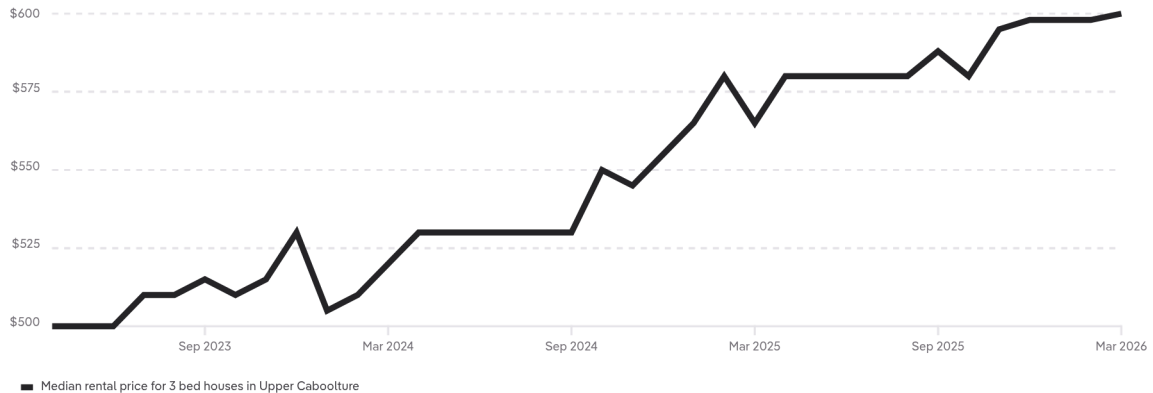
Median days on market

20 days

↑ Up 25% from this time last year

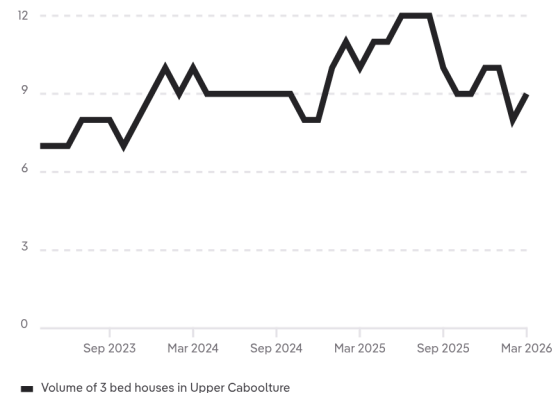
Median rental price - 3 year trend

Showing the median rental price of 3 bed houses in Upper Caboolture



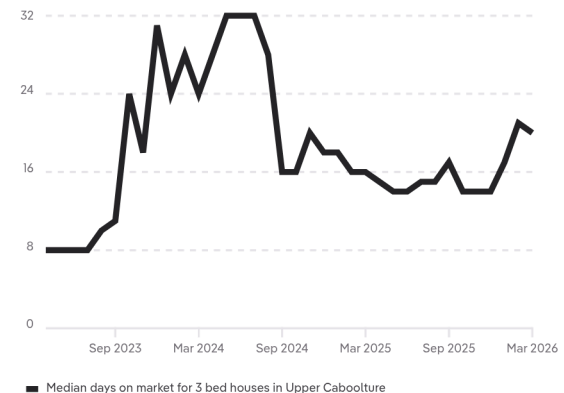
Properties leased - 3 year trend

Showing how many 3 bed houses in Upper Caboolture have leased



Median days on market - 3 year trend

Showing how long it takes 3 bed houses in Upper Caboolture to lease





Demand for similar properties

Market activity on realestate.com.au for 3 bed houses in Upper Caboolture

Potential renters

0

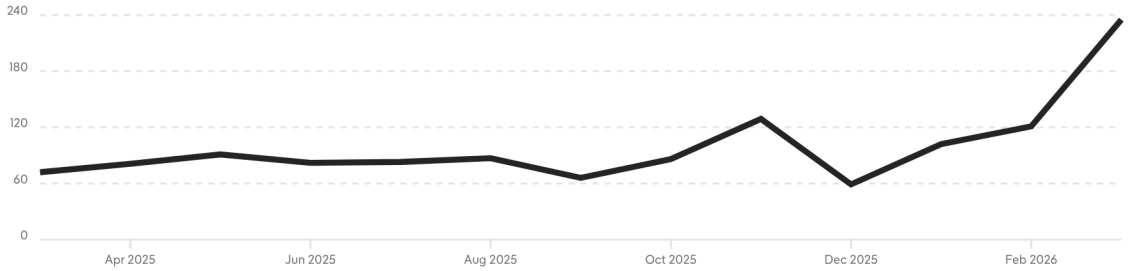
↓ Down 100% from this time last week

Similar for rent

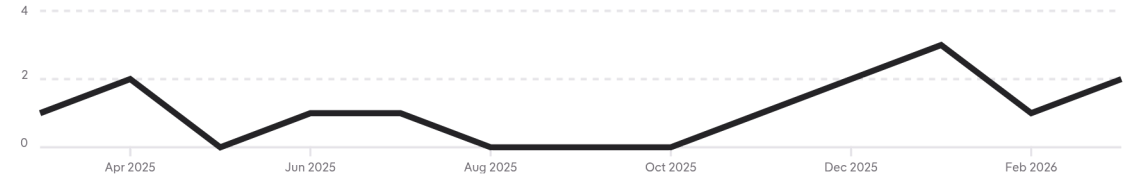
0

Potential renters

Showing the number of people who are seriously interested in listings for 3 bed houses in Upper Caboolture on realestate.com.au



Similar properties for rent



Potential renters calculation - People who have demonstrated serious interest on realestate.com.au with rental listings through a combination of high rent-specific behaviour. Behaviour includes actions like saving a property, sending enquiries, contacting agents or saving inspection times over multiple visits and days. The number of potential renters is determined by aggregating both MyREA members and anonymous users, and takes into account usage of multiple devices by the same user.



APPRAISAL PRICE

22 Pauls Road

Upper Caboolture QLD 4510

3 2 2 539m² | House

\$650 - \$700

MY RENTAL ESTIMATE



COPYRIGHT AND LEGAL DISCLAIMERS ABOUT PROPERTY DATA

Some of the information displayed in this document is based on historical and current data supplied to Proptrack Pty Ltd by third parties including State government agencies. Proptrack does not make any warranty as to the accuracy, completeness or reliability of the information or accept any liability arising in any way from any omissions or errors in this information. The information should not be regarded as advice or relied upon by you or any other person and Proptrack recommends that you seek professional advice before making any property decisions.

Queensland Data

Based on or contains data provided by the State of Queensland (Department of Natural Resources and Mines, Manufacturing and Regional and Rural Development) 2025. In consideration of the State permitting use of this data you acknowledge and agree that the State gives no warranty in relation to the data (including accuracy, reliability, completeness, currency or suitability) and accepts no liability (including without limitation, liability in negligence) for any loss, damage or costs (including consequential damage) relating to any use of the data. Data must not be used for direct marketing or be used in breach of the privacy laws; more information at www.propertydatacodeofconduct.com.au

*Agent supplied: This price is currently unconfirmed and will be updated once verified against our other data sources.

**Leased price refers to the listed rental price when the property was marked as leased on realestate.com.au.

