




PROPERTY REPORT



Prepared on: 18 Jul 2025



5 Hera Court

Burpengary QLD 4505

 4  2  1

 Land: 329m²  Floor: 165m²

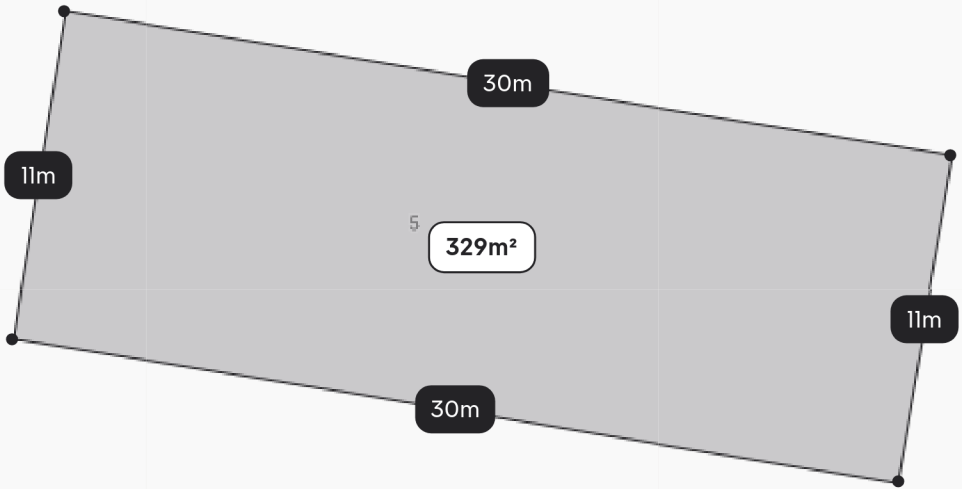
House | Built: 2021 | Plan: SP311876 | Lot: 1114

BRITTANY JAEGER
BD Realty

0489 260 865
brittany@bdrealty.com.au



TARGET PROPERTY



Map data ©2025 Google Report a map error

Measurements are estimates only. Data provided under licence from © Geoscape Australia 2022.

Property history

Date	Price	Event Type	Days Listed
NOW	JUST LISTED	Active	2 days
16/07/2025	\$650 per week**	Leased	65 days
19/10/2020	\$246,000	Privately sold	
18/08/2020	\$555,000	Withdrawn	
19/03/2020	\$485,000	Withdrawn	



LEASED PROPERTIES



8 Jarvis Street

Burpengary QLD 4505

4 2 1 - -

Year built - Distance -

Property type House

\$580 per week..

Last leased 30 Jun 2025

13 days on site



10 Jarvis Street

Burpengary QLD 4505

4 2 1 - -

Year built - Distance -

Property type House

\$630 per week..

Last leased 27 Jun 2025

21 days on site



5 Regatta Circuit

Burpengary QLD 4505

4 2 1 - -

Year built - Distance 4.3km

Property type House

\$630 per week..

Last leased 20 Feb 2025

1 days on site



FOR RENT PROPERTIES



12 Charon Way

Burpengary QLD 4505

\$590 per week

Listed on 07 Jul 2025


11 days on site

 4  2  1  Land: 340m²  -

Year built -

Distance 0.6km

Property type House



54 Magnolia Boulevard

Burpengary QLD 4505

\$650 pw

Listed on 14 Jul 2025

3 days on site

 4  2  1  -  -

Year built -

Distance 4.6km

Property type House



MARKET INSIGHTS - RENTALS

Understanding the current market relating to your property. Sourced by PropTrack and realestate.com.au.

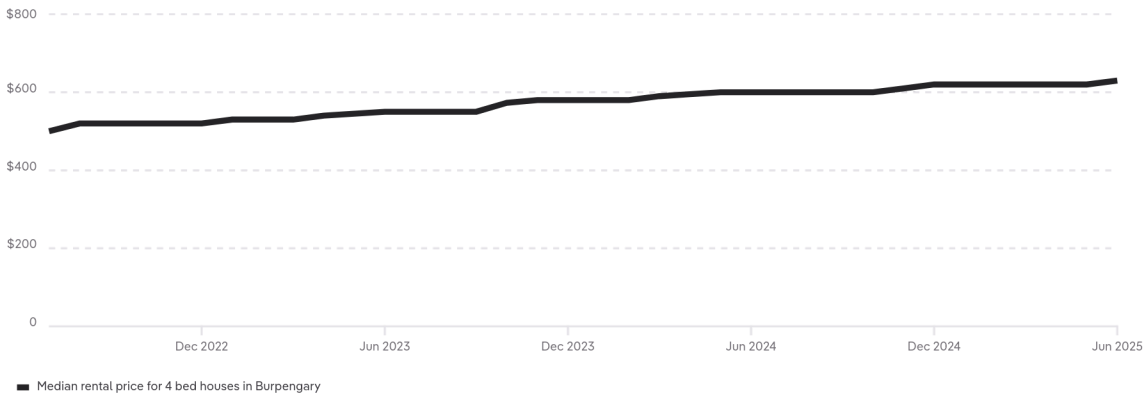
Burpengary market snapshot in the last 12 months

For 4 bed houses in Burpengary. Trend data is calculated based on a rolling twelve month period.

Median rental price \$630 pw ↑ Up 5% from this time last year	Leased volume 196 ↓ Down 13.7% from this time last year	Price growth 5%	Median days on market 20 days ↓ Down 4.8% from this time last year
---	---	----------------------------------	--

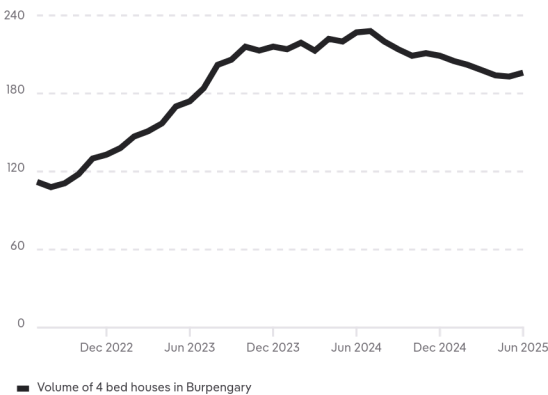
Median rental price - 3 year trend

Showing the median rental price of 4 bed houses in Burpengary



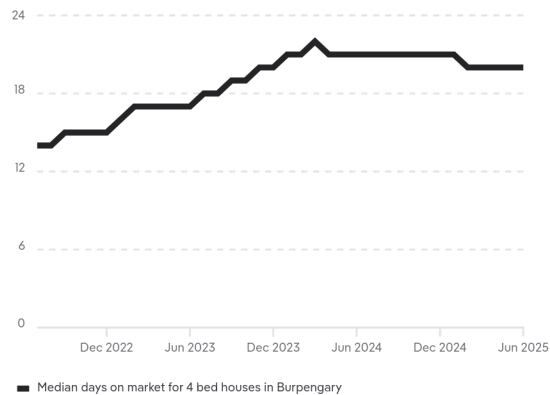
Properties leased - 3 year trend

Showing how many 4 bed houses in Burpengary have leased



Median days on market - 3 year trend

Showing how long it takes 4 bed houses in Burpengary to lease





Demand for similar properties

Market activity on realestate.com.au for 4 bed houses in Burpengary

Potential renters

308

↓ Down 13.2% from this time last week

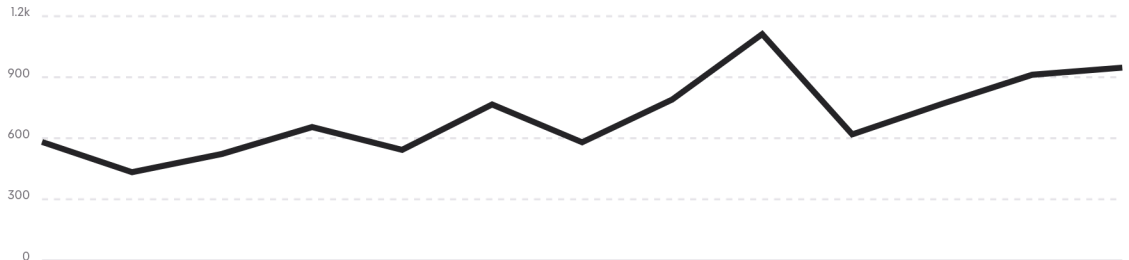
Similar for rent

21

↑ Up 5% from this time last week

Potential renters

Showing the number of people who are seriously interested in listings for 4 bed houses in Burpengary on realestate.com.au



Similar properties for rent



Potential renters calculation - People who have demonstrated serious interest on realestate.com.au with rental listings through a combination of high rent-specific behaviour. Behaviour includes actions like saving a property, sending enquiries, contacting agents or saving inspection times over multiple visits and days. The number of potential renters is determined by aggregating both MyREA members and anonymous users, and takes into account usage of multiple devices by the same user.



APPRAISAL PRICE

5 Hera Court

Burpengary QLD 4505

 4  2  1  329m² | House

\$625 - \$675

MY RENTAL ESTIMATE





COPYRIGHT AND LEGAL DISCLAIMERS ABOUT PROPERTY DATA

Some of the information displayed in this document is based on historical and current data supplied to Proptrack Pty Ltd by third parties including State government agencies. Proptrack does not make any warranty as to the accuracy, completeness or reliability of the information or accept any liability arising in any way from any omissions or errors in this information. The information should not be regarded as advice or relied upon by your or any other person and Proptrack recommends that you seek professional advice before making any property decisions.

Queensland Data

Based on or contains data provided by the State of Queensland (Department of Resources) 2025. In consideration of the State permitting use of this data you acknowledge and agree that the State gives no warranty in relation to the data (including accuracy, reliability, completeness, currency or suitability) and accepts no liability (including without limitation, liability in negligence) for any loss, damage or costs (including consequential damage) relating to any use of the data. Data must not be used for direct marketing or be used in breach of the privacy laws; more information at www.propertydatacodeofconduct.com.au.

**Leased price refers to the listed rental price when the property was marked as leased on realestate.com.au.

 PropTrack is part of  REA Group