



61 Tingalpa Street Wynnum West QLD 4178

3 2 1

Land: 631m²

House | Built: 1950 | Plan: RP84598 | Lot: 1

BRITTANY JAEGER
BD Realty

0489 260 865
brittany@bdrealty.com.au



TARGET PROPERTY



Measurements are estimates only. Data provided under licence from © Geoscape Australia 2022.

Property history

Date	Price	Event Type	Days Listed
NOW	JUST LISTED	Active	1 days
10/01/2014	\$444,000	Privately sold	66 days
10/05/2009	\$400,000	Privately sold	12 days
25/11/1986	\$52,000	Privately sold	



LEASED PROPERTIES



46 Radius Street

Wynnum QLD 4178

4 2 4 4 - -

Year built -

Distance 1.7km

Property type House

\$850 per week..

Last leased 28 May 2025

9 days on site



21 Wilde Street

Wynnum QLD 4178

4 2 3 4 - -

Year built -

Distance 1.8km

Property type House

\$795 per week..

Last leased 27 Mar 2025

34 days on site



2194 Wynnum Road

Wynnum QLD 4178

4 2 2 4 Land: 615m² -

Year built -

Distance 0.8km

Property type House

\$750 per week..

Last leased 30 Apr 2025

15 days on site



FOR RENT PROPERTIES



64 Waterview Avenue

Wynnum QLD 4178

 4  2  3  -  -

Year built -

Distance 0.9km

Property type House

\$875 per week

Listed on 29 Apr 2025

50 days on site



53 Seabreeze Road

Manly West QLD 4179

 4  2  1  -  -

Year built -

Distance 1.2km

Property type House

\$870 per week

Listed on 17 Jun 2025

1 days on site



75 Boundary Street

Tingalpa QLD 4173

 4  2  2  -  -

Year built -

Distance 4.6km

Property type House

\$850 per week

Listed on 11 Jun 2025

7 days on site



MARKET INSIGHTS - RENTALS

Understanding the current market relating to your property. Sourced by PropTrack and realestate.com.au.

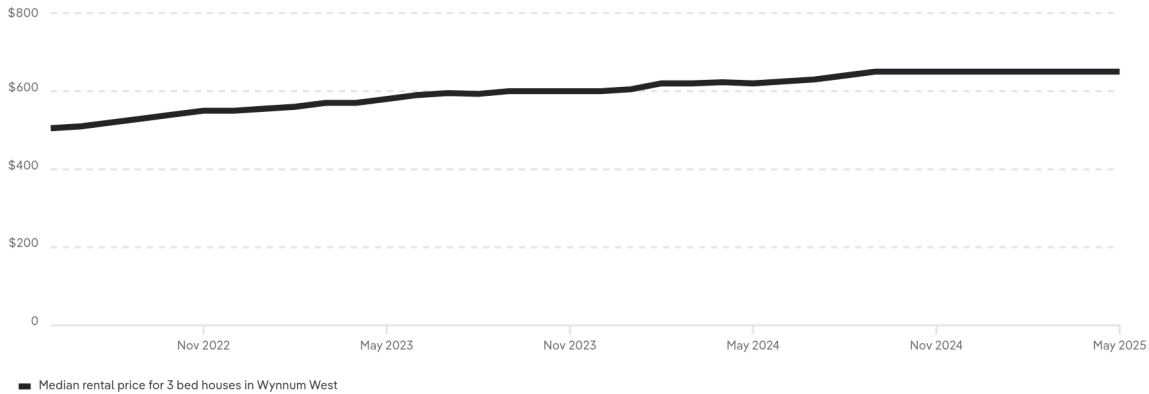
Wynnum West market snapshot in the last 12 months

For 3 bed houses in Wynnum West. Trend data is calculated based on a rolling twelve month period.

Median rental price \$650 pw ↑ Up 4.8% from this time last year	Leased volume 90 ↑ Up 14.3% from this time last year	Price growth 4.8%	Median days on market 17 days ↑ Up 21.4% from this time last year
---	--	------------------------------------	---

Median rental price - 3 year trend

Showing the median rental price of 3 bed houses in Wynnum West



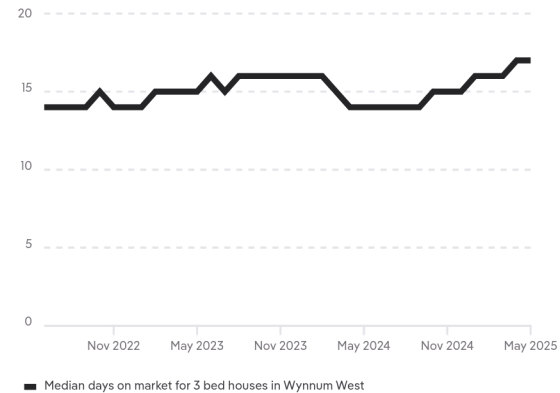
Properties leased - 3 year trend

Showing how many 3 bed houses in Wynnum West have leased



Median days on market - 3 year trend

Showing how long it takes 3 bed houses in Wynnum West to lease





Demand for similar properties

Market activity on realestate.com.au for 3 bed houses in Wynnum West

Potential renters

31

↓ Down 79.3% from this time last week

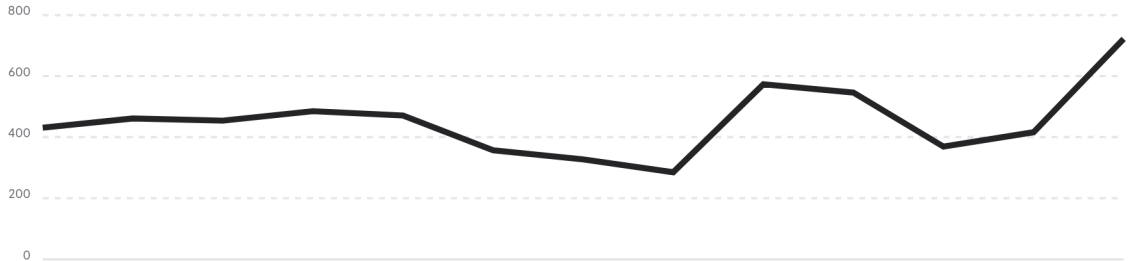
Similar for rent

3

↓ Down 50% from this time last week

Potential renters

Showing the number of people who are seriously interested in listings for 3 bed houses in Wynnum West on realestate.com.au



Similar properties for rent



Potential renters calculation - People who have demonstrated serious interest on realestate.com.au with rental listings through a combination of high rent-specific behaviour. Behaviour includes actions like saving a property, sending enquiries, contacting agents or saving inspection times over multiple visits and days. The number of potential renters is determined by aggregating both MyREA members and anonymous users, and takes into account usage of multiple devices by the same user.



APPRAISAL PRICE

61 Tingalpa Street

Wynnum West QLD 4178

 3  2  1  631m² | House

\$800 - \$850

MY RENTAL ESTIMATE





COPYRIGHT AND LEGAL DISCLAIMERS ABOUT PROPERTY DATA

Some of the information displayed in this document is based on historical and current data supplied to Proptrack Pty Ltd by third parties including State government agencies. Proptrack does not make any warranty as to the accuracy, completeness or reliability of the information or accept any liability arising in any way from any omissions or errors in this information. The information should not be regarded as advice or relied upon by your or any other person and Proptrack recommends that you seek professional advice before making any property decisions.

Queensland Data

Based on or contains data provided by the State of Queensland (Department of Resources) 2025. In consideration of the State permitting use of this data you acknowledge and agree that the State gives no warranty in relation to the data (including accuracy, reliability, completeness, currency or suitability) and accepts no liability (including without limitation, liability in negligence) for any loss, damage or costs (including consequential damage) relating to any use of the data. Data must not be used for direct marketing or be used in breach of the privacy laws; more information at www.propertydatacodeofconduct.com.au.

**Leased price refers to the listed rental price when the property was marked as leased on realestate.com.au.

 PropTrack is part of  REA Group