

## 22 Thorpe Street Burpengary QLD 4505

🚗 4 🚲 2 🚘 2

📏 Land: 640m<sup>2</sup>

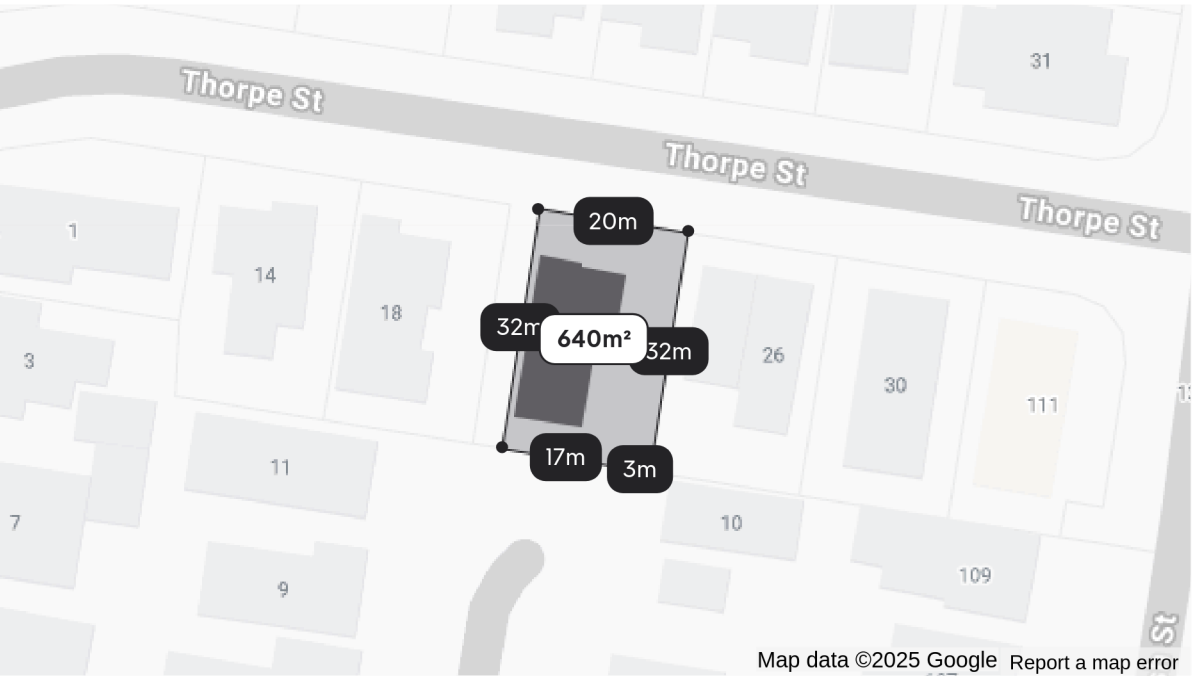
House | Plan: SP263284 | Lot: 33

KAT RAMLJAK  
BD Realty

0423 721 041  
kat@bdrealty.com.au



TARGET PROPERTY




Map data ©2025 Google Report a map error

Measurements are estimates only. Data provided under licence from © Geoscape Australia 2022.

### Property history

Date	Price	Event Type	Days Listed
NOW	JUST LISTED	Active	2 days
29/04/2015	\$420 per week**	Leased	55 days
05/02/2015	\$424,900	Privately sold	



## LEASED PROPERTIES



### 6 Mildura Court

Burpengary QLD 4505

4 2 2 Land: 720m<sup>2</sup> -

Year built -

Distance 0.7km

Property type House

**\$645 per week..**

Last leased 24 Feb 2025

15 days on site



### 28 Hewson Street

Burpengary QLD 4505

4 2 2 Land: 725m<sup>2</sup> -

Year built -

Distance 3.2km

Property type House

**\$680 per week..**

Last leased 24 Feb 2025

6 days on site



### 12 Woodforde Court

Morayfield QLD 4506

4 2 2 Land: 700m<sup>2</sup> Floor: 210m<sup>2</sup>

Year built -

Distance 1.5km

Property type House

**\$650 per week..**

Last leased 23 Nov 2024

9 days on site



### 14 Sunbeam Court

Morayfield QLD 4506

4 2 2 Land: 740m<sup>2</sup> -

Year built -

Distance 1.6km

Property type House

**\$660 per week..**

Last leased 13 Jan 2025

7 days on site



# 13 Hedges Avenue

Burpengary QLD 4505

 4  2  2  Land: 761m<sup>2</sup>  -

Year built -

Distance 4.5km

Property type House

**\$650 per week..**

Last leased 07 Jan 2025

15 days on site





MARKET INSIGHTS - RENTALS

Understanding the current market relating to your property. Sourced by PropTrack and realestate.com.au.

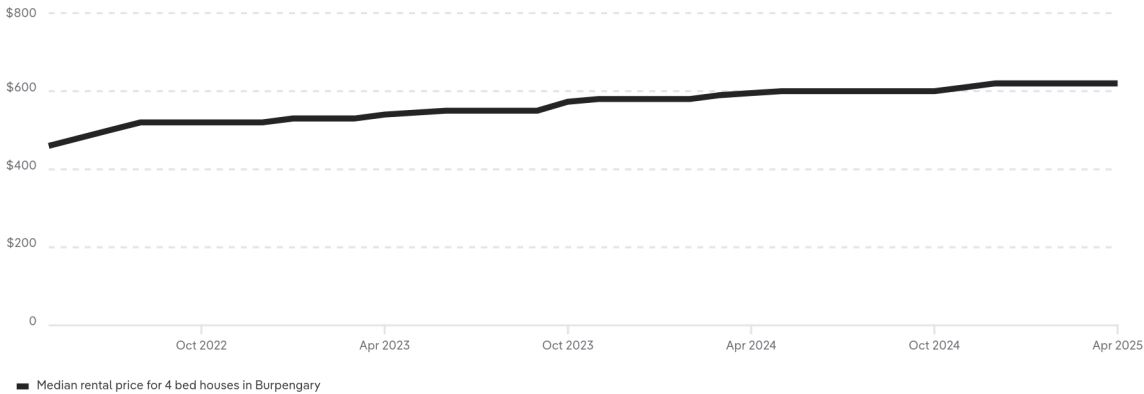
Burpengary market snapshot in the last 12 months

For 4 bed houses in Burpengary. Trend data is calculated based on a rolling twelve month period.

<p>Median rental price</p> <p><b>\$620 pw</b></p> <p>↑ Up 4.2% from this time last year</p>	<p>Leased volume</p> <p><b>195</b></p> <p>↓ Down 12% from this time last year</p>	<p>Price growth</p> <p><b>4.2%</b></p>	<p>Median days on market</p> <p><b>20 days</b></p> <p>↓ Down 4.8% from this time last year</p>
---	---	--	--

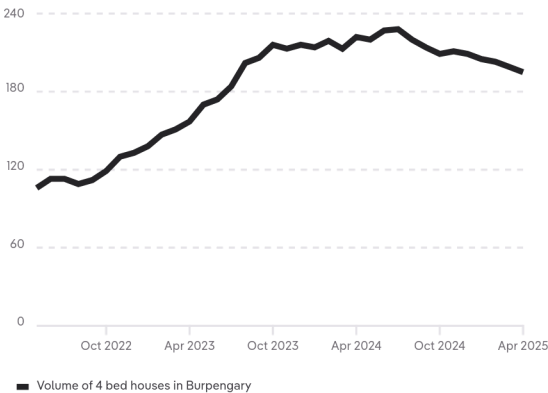
Median rental price - 3 year trend

Showing the median rental price of 4 bed houses in Burpengary



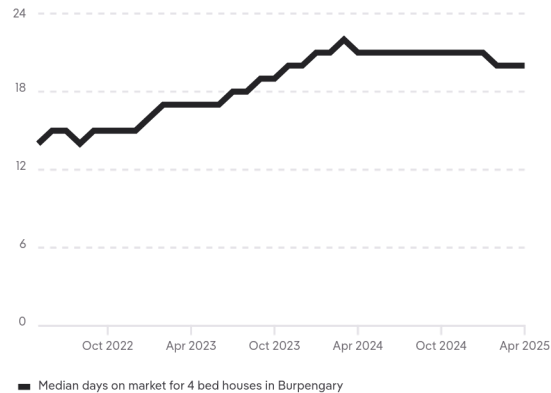
Properties leased - 3 year trend


Showing how many 4 bed houses in Burpengary have leased



Median days on market - 3 year trend

Showing how long it takes 4 bed houses in Burpengary to lease





## Demand for similar properties

Market activity on realestate.com.au for 4 bed houses in Burpengary

Potential renters

**290**

↑ Up 25.5% from this time last week


Similar for rent

**13**

↓ Down 7.1% from this time last week

## Potential renters


Showing the number of people who are seriously interested in listings for 4 bed houses in Burpengary on realestate.com.au



## Similar properties for rent



Potential renters calculation - People who have demonstrated serious interest on realestate.com.au with rental listings through a combination of high rent-specific behaviour. Behaviour includes actions like saving a property, sending enquiries, contacting agents or saving inspection times over multiple visits and days. The number of potential renters is determined by aggregating both MyREA members and anonymous users, and takes into account usage of multiple devices by the same user.



## APPRAISAL PRICE


**22 Thorpe Street**

Burpengary QLD 4505

 4 2 2 640m<sup>2</sup> | House**\$660 - \$700 PW**

MY RENTAL ESTIMATE

One of the largest lots in the area. Full side and rear access.





## COPYRIGHT AND LEGAL DISCLAIMERS ABOUT PROPERTY DATA

Some of the information displayed in this document is based on historical and current data supplied to Proptrack Pty Ltd by third parties including State government agencies. Proptrack does not make any warranty as to the accuracy, completeness or reliability of the information or accept any liability arising in any way from any omissions or errors in this information. The information should not be regarded as advice or relied upon by you or any other person and Proptrack recommends that you seek professional advice before making any property decisions.

### Queensland Data

Based on or contains data provided by the State of Queensland (Department of Resources) 2025. In consideration of the State permitting use of this data you acknowledge and agree that the State gives no warranty in relation to the data (including accuracy, reliability, completeness, currency or suitability) and accepts no liability (including without limitation, liability in negligence) for any loss, damage or costs (including consequential damage) relating to any use of the data. Data must not be used for direct marketing or be used in breach of the privacy laws; more information at [www.propertydatacodeofconduct.com.au](http://www.propertydatacodeofconduct.com.au).

\*\*Leased price refers to the listed rental price when the property was marked as leased on realestate.com.au.

 PropTrack is part of  REA Group