




## 76 Acqua Street Burpengary QLD 4505

 3  2  1

 Land: 261m<sup>2</sup>

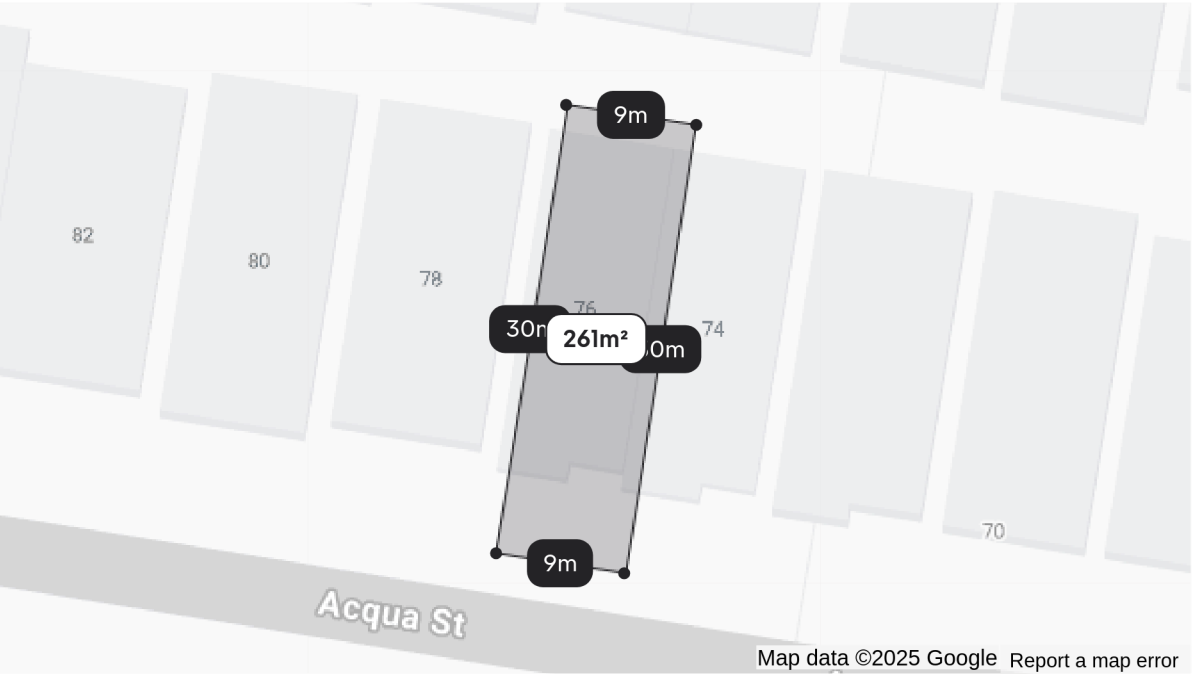
House | Plan: SP315391 | Lot: 48

**BRITTANY JAEGER**  
BD Realty

0489 260 865  
[brittany@bdrealty.com.au](mailto:brittany@bdrealty.com.au)



TARGET PROPERTY



Measurements are estimates only. Data provided under licence from © Geoscape Australia 2022.

Property history

Date	Price	Event Type	Days Listed
NOW	JUST LISTED	Active	
15/12/2020	\$403,500	Privately sold	31 days



LEASED PROPERTIES



## 12 Havenwood Street

Burpengary QLD 4505

3 2 2 - -

Year built - Distance 0.8km

Property type House

**\$650 per week..**

Last leased 17 Mar 2025

14 days on site



## 23 Elandra Street

Burpengary QLD 4505

3 2 1 - -

Year built - Distance 1.1km

Property type House

**\$490 per week..**

Last leased 15 Apr 2025

11 days on site



## 1/2 Lenton Court

Burpengary QLD 4505

3 2 1 - -

Year built - Distance 0.6km

Property type House

**\$560 per week..**

Last leased 20 May 2025

29 days on site



FOR RENT PROPERTIES



## 15 Steamview Court

Burpengary QLD 4505

3
 2
 2
 -
 -


Year built - Distance 0.4km

Property type House

**\$600 per week**

Listed on 29 May 2025

8 days on site



## 1/39 Sunseeker Street

Burpengary QLD 4505

3
 2
 1
 -
 -

Year built - Distance 1.4km

Property type House

**\$530 per week**

Listed on 03 Jun 2025

3 days on site



## 1/6 Barrett Close

Burpengary QLD 4505

3
 2
 1
 -
 -

Year built - Distance 0.5km

Property type House

**\$550 per week**

Listed on 30 May 2025

7 days on site





## MARKET INSIGHTS - RENTALS

Understanding the current market relating to your property. Sourced by PropTrack and realestate.com.au.

### Burpengary market snapshot in the last 12 months

For 3 bed houses in Burpengary. Trend data is calculated based on a rolling twelve month period.

Median rental price

**\$573 pw**

↑ Up 5.1% from this time last year

Leased volume

**64**

↓ Down 11% from this time last year

Price growth

**5.1%**

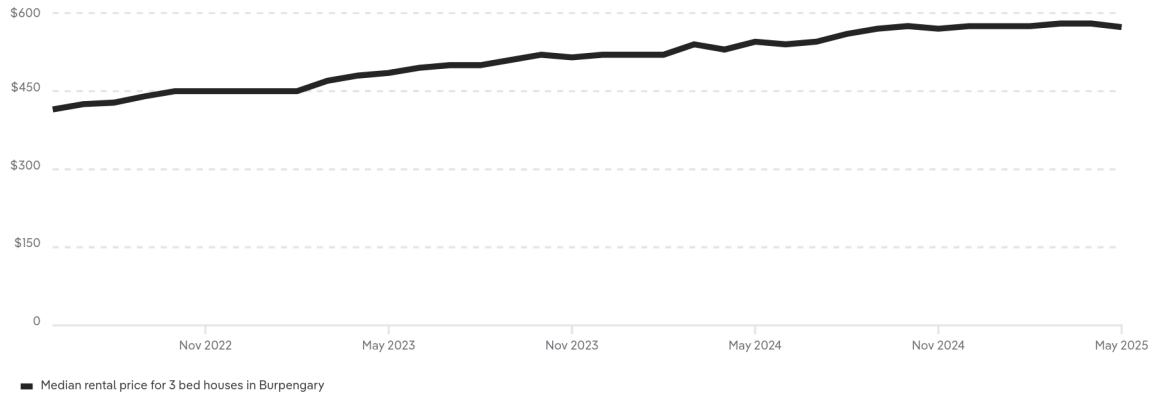
Median days on market

**17 days**

↓ Down 10.5% from this time last year

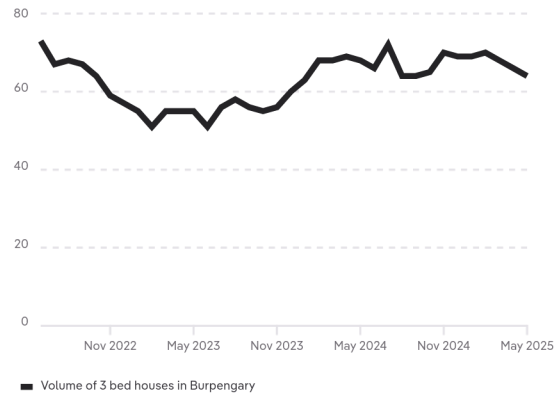
### Median rental price - 3 year trend

Showing the median rental price of 3 bed houses in Burpengary



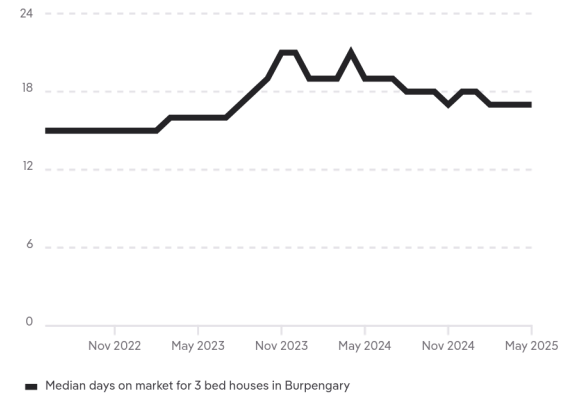
### Properties leased - 3 year trend

Showing how many 3 bed houses in Burpengary have leased



### Median days on market - 3 year trend

Showing how long it takes 3 bed houses in Burpengary to lease





## Demand for similar properties

Market activity on realestate.com.au for 3 bed houses in Burpengary

Potential renters

97

↓ Down 7.6% from this time last week


Similar for rent

3

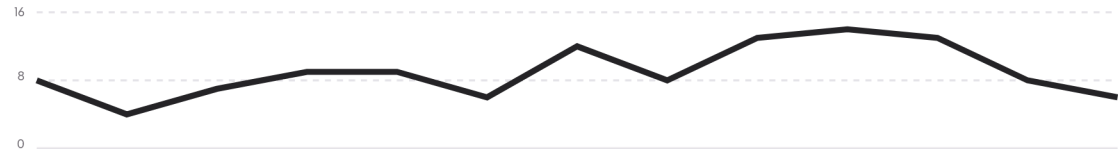
↑ Up 50% from this time last week

## Potential renters

Showing the number of people who are seriously interested in listings for 3 bed houses in Burpengary on realestate.com.au



## Similar properties for rent



Potential renters calculation - People who have demonstrated serious interest on realestate.com.au with rental listings through a combination of high rent-specific behaviour. Behaviour includes actions like saving a property, sending enquiries, contacting agents or saving inspection times over multiple visits and days. The number of potential renters is determined by aggregating both MyREA members and anonymous users, and takes into account usage of multiple devices by the same user.



APPRAISAL PRICE

76 Acqua Street

Burpengary QLD 4505

 3  2  1  261m<sup>2</sup> | House

**\$570 - \$620**

MY RENTAL ESTIMATE





## COPYRIGHT AND LEGAL DISCLAIMERS ABOUT PROPERTY DATA

Some of the information displayed in this document is based on historical and current data supplied to Proptrack Pty Ltd by third parties including State government agencies. Proptrack does not make any warranty as to the accuracy, completeness or reliability of the information or accept any liability arising in any way from any omissions or errors in this information. The information should not be regarded as advice or relied upon by your or any other person and Proptrack recommends that you seek professional advice before making any property decisions.

### Queensland Data

Based on or contains data provided by the State of Queensland (Department of Resources) 2025. In consideration of the State permitting use of this data you acknowledge and agree that the State gives no warranty in relation to the data (including accuracy, reliability, completeness, currency or suitability) and accepts no liability (including without limitation, liability in negligence) for any loss, damage or costs (including consequential damage) relating to any use of the data. Data must not be used for direct marketing or be used in breach of the privacy laws; more information at [www.propertydatacodeofconduct.com.au](http://www.propertydatacodeofconduct.com.au).

\*\*Leased price refers to the listed rental price when the property was marked as leased on realestate.com.au.

 PropTrack is part of  REA Group