




# Property Report



Prepared by BRITTANY JAEGER

## 4 Summer Court Kallangur QLD 4503

 Land: 654m<sup>2</sup>

House | Plan: RP810959 | Lot: 29

**BRITTANY JAEGER**  
BD Realty

0489 260 865  
brittany@bdrealty.com.au



TARGET PROPERTY



Map data ©2026 Google Report a map error

Measurements are estimates only. Data provided under licence from © Geoscape Australia 2022.



LEASED PROPERTIES



### 7 Faraday Court

Kallangur QLD 4503

3 2 2 1 Land: 400m<sup>2</sup> Floor: 147m<sup>2</sup>

Year built - Distance 2.3km

Property type House

**\$625 per week..**

Last leased 13 Oct 2025

11 days on site



### 10 Janine Ct

Kallangur QLD 4503

3 2 1 - -

Year built - Distance 2.0km

Property type House

**\$620 per week..**

Last leased 12 Dec 2025

1 days on site



### 10 Acacia Crescent

Kallangur QLD 4503

3 2 2 - -

Year built - Distance 0.5km

Property type House

**\$600 per week..**

Last leased 17 Sep 2025

30 days on site



### 34 Conondale Circuit

Kallangur QLD 4503

3 2 2 - -

Year built - Distance 2.6km

Property type House

**\$580 per week..**

Last leased 23 Jan 2026

7 days on site



## 23 Narangba Road

Kallangur QLD 4503

3 2 2 Land: 607m<sup>2</sup> Floor: 97m<sup>2</sup>

Year built - Distance 2.5km

Property type House

**\$540 per week..**

Last leased 30 Oct 2025

16 days on site



## 12 Mowbray Court

Kallangur QLD 4503

3 2 2 Land: 401m<sup>2</sup> -

Year built - Distance 2.3km

Property type House

**\$510 per week..**

Last leased 18 Nov 2025

15 days on site



**MARKET INSIGHTS - RENTALS**

Understanding the current market relating to your property. Sourced by PropTrack and realestate.com.au.

**Kallangur market snapshot in the last 12 months**

For 3 bed houses in Kallangur. Trend data is calculated based on a rolling twelve month period.

Median rental price

**\$580 pw**

↑ Up 5.5% from this time last year

Leased volume

**227**

Price growth

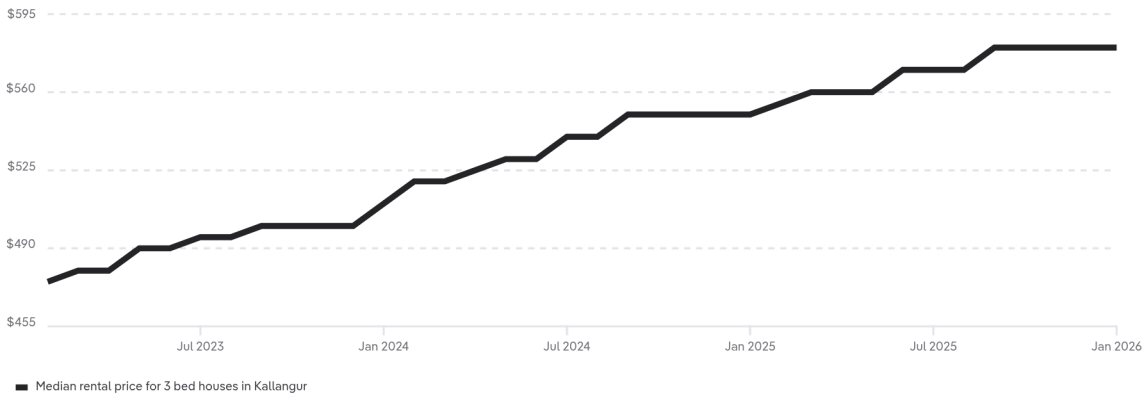
**5.5%**

Median days on market

**18 days**

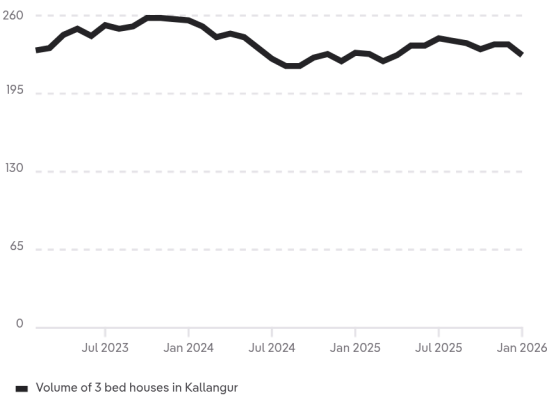
**Median rental price - 3 year trend**

Showing the median rental price of 3 bed houses in Kallangur



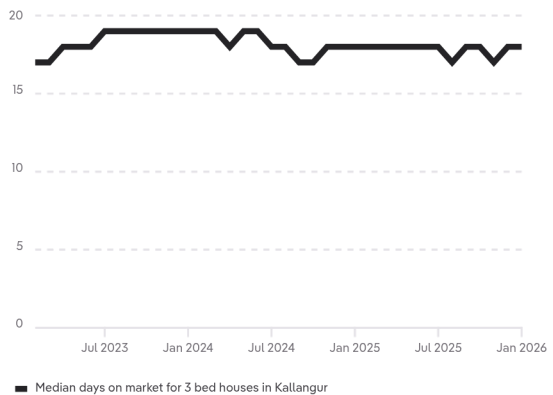
**Properties leased - 3 year trend**

Showing how many 3 bed houses in Kallangur have leased



**Median days on market - 3 year trend**

Showing how long it takes 3 bed houses in Kallangur to lease





## Demand for similar properties

Market activity on realestate.com.au for 3 bed houses in Kallangur

Potential renters

**490**

↓ Down 1.2% from this time last week

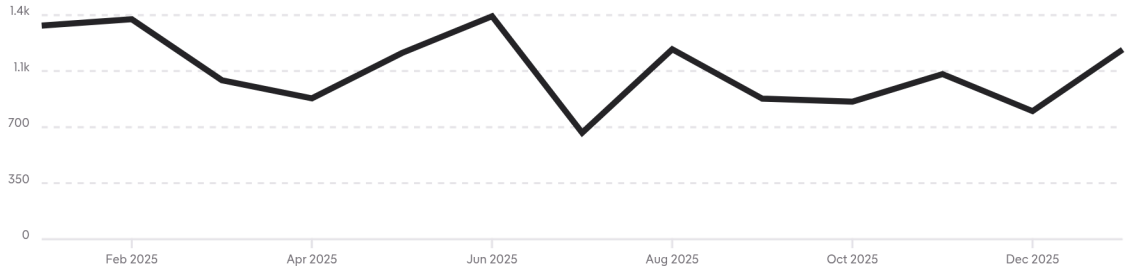
Similar for rent

**21**

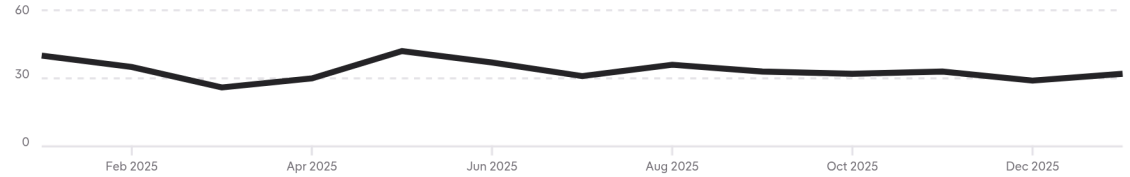
↓ Down 4.5% from this time last week

## Potential renters

Showing the number of people who are seriously interested in listings for 3 bed houses in Kallangur on realestate.com.au



## Similar properties for rent



Potential renters calculation - People who have demonstrated serious interest on realestate.com.au with rental listings through a combination of high rent-specific behaviour. Behaviour includes actions like saving a property, sending enquiries, contacting agents or saving inspection times over multiple visits and days. The number of potential renters is determined by aggregating both MyREA members and anonymous users, and takes into account usage of multiple devices by the same user.



APPRAISAL PRICE

---

## 4 Summer Court

Kallangur QLD 4503

 -  -  -  654m<sup>2</sup> | House

---

# \$550 - \$620

MY RENTAL ESTIMATE

---





## COPYRIGHT AND LEGAL DISCLAIMERS ABOUT PROPERTY DATA

Some of the information displayed in this document is based on historical and current data supplied to Proptrack Pty Ltd by third parties including State government agencies. Proptrack does not make any warranty as to the accuracy, completeness or reliability of the information or accept any liability arising in any way from any omissions or errors in this information. The information should not be regarded as advice or relied upon by your or any other person and Proptrack recommends that you seek professional advice before making any property decisions.

### Queensland Data

Based on or contains data provided by the State of Queensland (Department of Natural Resources and Mines, Manufacturing and Regional and Rural Development) 2025. In consideration of the State permitting use of this data you acknowledge and agree that the State gives no warranty in relation to the data (including accuracy, reliability, completeness, currency or suitability) and accepts no liability (including without limitation, liability in negligence) for any loss, damage or costs (including consequential damage) relating to any use of the data. Data must not be used for direct marketing or be used in breach of the privacy laws; more information at [www.propertydatacodeofconduct.com.au](http://www.propertydatacodeofconduct.com.au)

\*\*Leased price refers to the listed rental price when the property was marked as leased on realestate.com.au.

 PropTrack is part of  REAGroup