



232 King Street Caboolture QLD 4510

🚗 3 🚲 1 🚗 3

🏠 Land: 778m²

House | Built: 1960 | Plan: RP105426 | Lot: 5

STUART DE STACPOOLE
BD Realty

0482 070 660
hello@bdrealty.com.au



TARGET PROPERTY



Map data ©2026 Google Report a map error

Measurements are estimates only. Data provided under licence from © Geoscape Australia 2022.

Property history

Date	Price	Event Type	Days Listed
NOW	Offers Over \$740,000 Active		
13/08/1999	\$80,000	Privately sold	



LEASED PROPERTIES



245 King Street

Caboolture QLD 4510

3 1 1 - 1 -

Year built - Distance 0.1km

Property type House

\$600 per week..

Last leased 23 Apr 2025

22 days on site



27 Meadow Street

Caboolture QLD 4510

3 1 1 - 1 -

Year built - Distance 0.7km

Property type House

\$600 per week..

Last leased 24 Jun 2025

18 days on site



13 Elizabeth Street

Caboolture QLD 4510

3 1 2 Land: 809m² 1 -

Year built - Distance 1.2km

Property type House

\$600 per week..

Last leased 25 Jun 2025

15 days on site



12 Lawson Street

Caboolture QLD 4510

3 1 2 Land: 610m² 1 -

Year built - Distance 1.1km

Property type House

\$600 per week..

Last leased 14 Jul 2025

13 days on site



11 Lawson Street

Caboolture QLD 4510

 3  1  3  Land: 628m²  -

Year built -

Distance 1.2km

Property type House

\$590 per week..

Last leased 12 Jul 2025

9 days on site



69 Elliott Street

Caboolture QLD 4510

 3  1  1  -  -

Year built -

Distance 1.3km

Property type House

\$580 per week..

Last leased 12 Sep 2025

19 days on site



8 Pearl Crescent

Caboolture QLD 4510

 3  1  5  Land: 669m²  Floor: 134m²

Year built -

Distance 1.3km

Property type House

\$580 per week..

Last leased 22 Aug 2025

11 days on site



MARKET INSIGHTS - RENTALS

Understanding the current market relating to your property. Sourced by PropTrack and realestate.com.au.

Caboolture market snapshot in the last 12 months

For 3 bed houses in Caboolture. Trend data is calculated based on a rolling twelve month period.

Median rental price

\$550 pw

↑ Up 5.8% from this time last year

Leased volume

187

↓ Down 7% from this time last year

Price growth

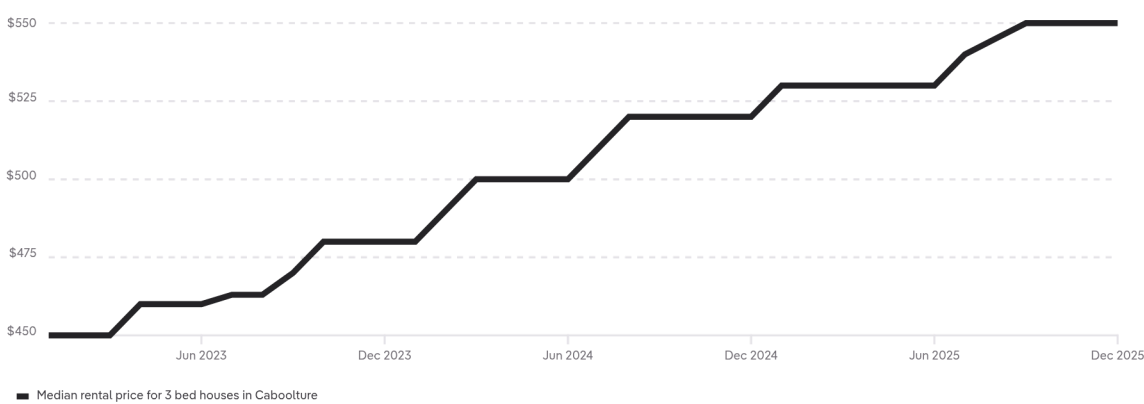
5.8%

Median days on market

19 days

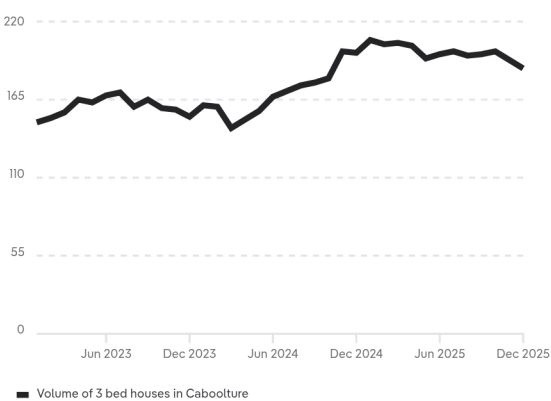
Median rental price - 3 year trend

Showing the median rental price of 3 bed houses in Caboolture



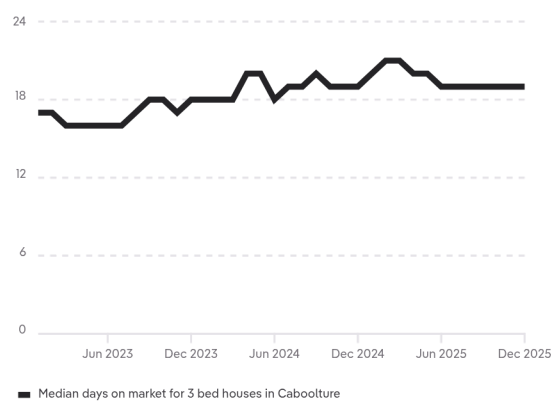
Properties leased - 3 year trend

Showing how many 3 bed houses in Caboolture have leased



Median days on market - 3 year trend

Showing how long it takes 3 bed houses in Caboolture to lease





Demand for similar properties

Market activity on realestate.com.au for 3 bed houses in Caboolture

Potential renters

521

↑ Up 0.4% from this time last week

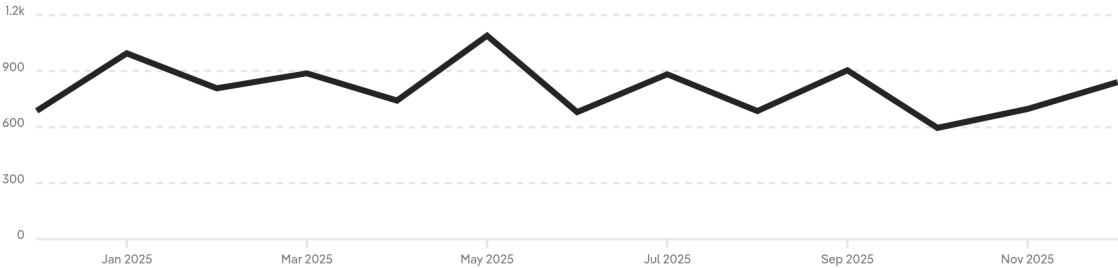
Similar for rent

15

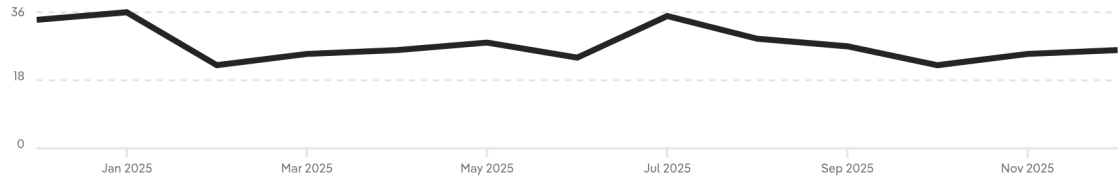
↓ Down 11.8% from this time last week

Potential renters

Showing the number of people who are seriously interested in listings for 3 bed houses in Caboolture on realestate.com.au



Similar properties for rent



Potential renters calculation - People who have demonstrated serious interest on realestate.com.au with rental listings through a combination of high rent-specific behaviour. Behaviour includes actions like saving a property, sending enquiries, contacting agents or saving inspection times over multiple visits and days. The number of potential renters is determined by aggregating both MyREA members and anonymous users, and takes into account usage of multiple devices by the same user.



APPRAISAL PRICE

232 King Street

Caboolture QLD 4510

 3  1  3  778m² | House

\$580 - \$600 PER WEEK

MY RENTAL ESTIMATE



COPYRIGHT AND LEGAL DISCLAIMERS ABOUT PROPERTY DATA

Some of the information displayed in this document is based on historical and current data supplied to Proptrack Pty Ltd by third parties including State government agencies. Proptrack does not make any warranty as to the accuracy, completeness or reliability of the information or accept any liability arising in any way from any omissions or errors in this information. The information should not be regarded as advice or relied upon by you or any other person and Proptrack recommends that you seek professional advice before making any property decisions.

Queensland Data

Based on or contains data provided by the State of Queensland (Department of Natural Resources and Mines, Manufacturing and Regional and Rural Development) 2025. In consideration of the State permitting use of this data you acknowledge and agree that the State gives no warranty in relation to the data (including accuracy, reliability, completeness, currency or suitability) and accepts no liability (including without limitation, liability in negligence) for any loss, damage or costs (including consequential damage) relating to any use of the data. Data must not be used for direct marketing or be used in breach of the privacy laws; more information at www.propertydatacodeofconduct.com.au

**Leased price refers to the listed rental price when the property was marked as leased on realestate.com.au.



PropTrack is part of



REAGroup