



41-43 Mulberry Court Burpengary QLD 4505

4 2 0

Land: 3009m²

House | Built: 1995 | Plan: RP851027 | Lot: 130

TYSON VON HOFF
BD Realty

0482 070 660
tyson@bdrealty.com.au



TARGET PROPERTY



Map data ©2025 Google Report a map error

Measurements are estimates only. Data provided under licence from © Geoscape Australia 2022.

Property history

Date	Price	Event Type	Days Listed
NOW	JUST LISTED	Active	1 days
27/08/2014	\$466,900	Privately sold	27 days
04/02/2008	\$525,000	Privately sold	
08/09/2006	\$425,000	Privately sold	
21/10/2003	\$392,000	Privately sold	
25/11/1999	\$187,500	Privately sold	
05/01/1993	\$58,000	Privately sold	



LEASED PROPERTIES



2 Rivergum Drive

Burpengary QLD 4505

4 3 9 Land: 2997m² -

Year built -

Distance 1.2km

Property type House

\$1,000 per week..

Last leased 06 Jun 2025

14 days on site



453-457 Oakey Flat Road

Morayfield QLD 4506

4 2 2 Land: 5000m² -

Year built -

Distance 1.4km

Property type House

\$950 per week..

Last leased 05 Oct 2024

30 days on site



8 Rainforest Dr

Burpengary QLD 4505

4 3 4 Land: 3000m² Floor: 286m²

Year built -

Distance 1.5km

Property type House

\$1,150 per week..

Last leased 25 May 2025

12 days on site



34-36 Jillian Court

Burpengary QLD 4505

4 2 4 Land: 2.94ha -

Year built -

Distance 1.6km

Property type House

\$950 per week..

Last leased 01 Nov 2024

4 days on site



10-12 Hawthorn Road

Burpengary QLD 4505

\$850 per week..

Last leased 01 Jul 2025

12 days on site

 4  1  4  Land: 3655m²  Floor: 190m²

Year built - Distance 1.7km

Property type House



MARKET INSIGHTS - RENTALS

Understanding the current market relating to your property. Sourced by PropTrack and realestate.com.au.

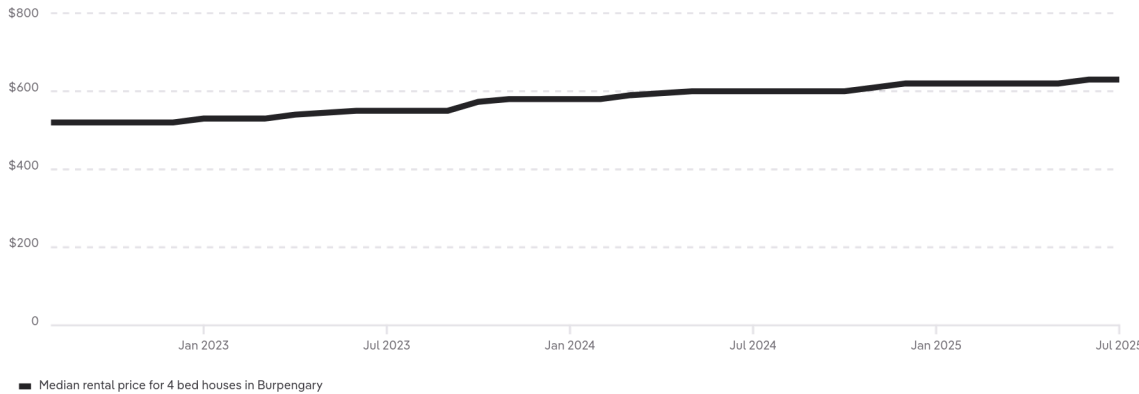
Burpengary market snapshot in the last 12 months

For 4 bed houses in Burpengary. Trend data is calculated based on a rolling twelve month period.

Median rental price \$630 pw ↑ Up 5% from this time last year	Leased volume 202 ↓ Down 16.2% from this time last year	Price growth 5%	Median days on market 20 days ↓ Down 4.8% from this time last year
---	---	----------------------------------	--

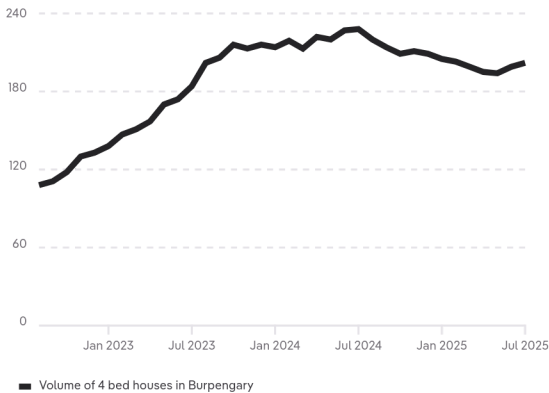
Median rental price - 3 year trend

Showing the median rental price of 4 bed houses in Burpengary



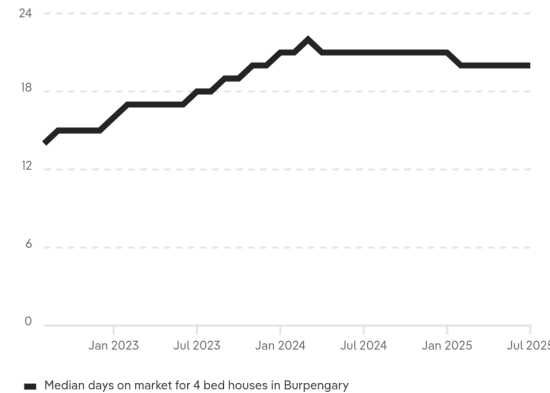
Properties leased - 3 year trend

Showing how many 4 bed houses in Burpengary have leased



Median days on market - 3 year trend

Showing how long it takes 4 bed houses in Burpengary to lease





Demand for similar properties

Market activity on realestate.com.au for 4 bed houses in Burpengary

Potential renters

266

↓ Down 20.1% from this time last week

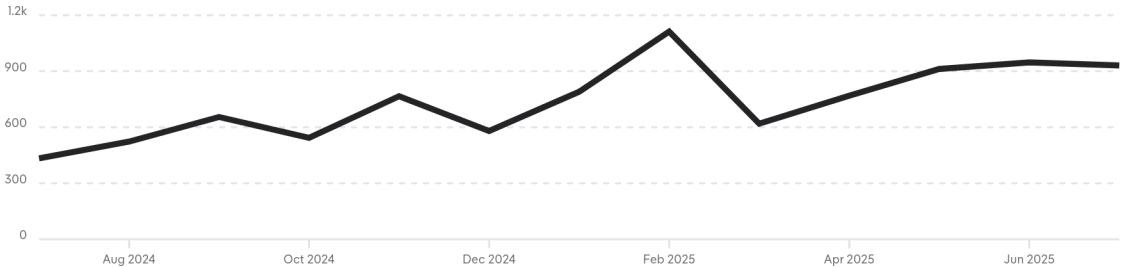
Similar for rent

25

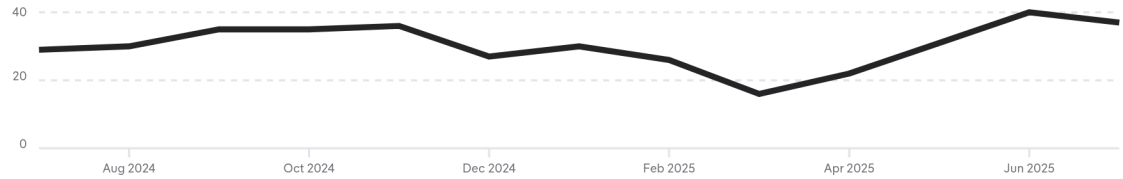
↑ Up 8.7% from this time last week

Potential renters

Showing the number of people who are seriously interested in listings for 4 bed houses in Burpengary on realestate.com.au



Similar properties for rent



Potential renters calculation - People who have demonstrated serious interest on realestate.com.au with rental listings through a combination of high rent-specific behaviour. Behaviour includes actions like saving a property, sending enquiries, contacting agents or saving inspection times over multiple visits and days. The number of potential renters is determined by aggregating both MyREA members and anonymous users, and takes into account usage of multiple devices by the same user.



APPRAISAL PRICE

41-43 Mulberry Court

Burpengary QLD 4505

 4  2  0  3009m² | House

\$1000 - \$1100 per week

MY RENTAL ESTIMATE





COPYRIGHT AND LEGAL DISCLAIMERS ABOUT PROPERTY DATA

Some of the information displayed in this document is based on historical and current data supplied to Proptrack Pty Ltd by third parties including State government agencies. Proptrack does not make any warranty as to the accuracy, completeness or reliability of the information or accept any liability arising in any way from any omissions or errors in this information. The information should not be regarded as advice or relied upon by your or any other person and Proptrack recommends that you seek professional advice before making any property decisions.

Queensland Data

Based on or contains data provided by the State of Queensland (Department of Resources) 2025. In consideration of the State permitting use of this data you acknowledge and agree that the State gives no warranty in relation to the data (including accuracy, reliability, completeness, currency or suitability) and accepts no liability (including without limitation, liability in negligence) for any loss, damage or costs (including consequential damage) relating to any use of the data. Data must not be used for direct marketing or be used in breach of the privacy laws; more information at www.propertydatacodeofconduct.com.au.

**Leased price refers to the listed rental price when the property was marked as leased on realestate.com.au.

 PropTrack is part of  REA Group